

ASAP *news*



Continuing the Little League tradition of making it "safer for the kids."



The 2008 Best Safety Plan winners were honored at Lamade Stadium during the Little League Baseball World Series in August. Pictured are, from left: Janet Yee and Valerie Walton, Redrock Little League, Las Vegas, Nev.; Mike Pavelka and Sarah Goeman, Hopkins, Minn., Area Little League; Jeff and Pam Banks, Roland Banks, Unicoi County, Tenn., Little League; Daniel Cantu and Todd Hunter, Oak Ridge Woodlands Area, Texas, Little League; and Anthony Jordan and Mark Nayman, Big Pocono, Pa., Little League.

Building Safety: Top Priority

Learn from lessons of safety winners in building safety excellence in your league

Unicoi County Little League – 2008 best safety plan winner – understands safety isn't free. But what it does cost is a bargain compared to the cost in pain, suffering and medical bills to players and adults when a preventable injury occurs. And they know too many leagues learn their safety lessons the hard way: through experience.

The safety winners gathered during the Little League Baseball World Series to discuss safety at their fields, and what their safety programs mean to their local leagues. As part of the safety awareness program awards, the president and safety officer from the league with the best safety plan in each region earn a trip to the World Series in Williamsport.

Building the best safety plan in the country isn't a simple matter, and Unicoi County's journey to this spot proves the importance of a president and board committed to safety.

Unicoi County #1 in US

Several years ago, Pam & Jeff Banks, who are married, were president and safety officer of Unicoi County Little League, Tennessee. Their league won the best safety plan in the South Region in 2003 and 2004. But when Pam needed to step aside for medical reasons in 2005, the new board didn't have the same focus on safety, and Jeff stepped down as safety officer. They returned to the board in 2007, taking their plan to second place in the South that year, before going all the way to the top this year.

"It helps having a president that supports the safety plan," said Jeff Banks. "Because it does cost to have safety," agreed Pam Banks. "It's unnecessary until it's needed," explained Roland Banks, unrelated to the other Bankses, but who is co-safety officer with Jeff. The three shared the triumphs and challenges with developing a program their entire league could get behind, although every year they build on the work begun the year before.

They have implemented equipment issues ranging from mandatory batting helmet face masks, to voluntary mouth guards and chest protectors; facilities improvements like installing warning tracks on fields, lightning detectors for all divisions of play, and a new traffic control and flow approach for their facility; and activities upgrades like AED and CPR training, in addition to their first aid training.

Face and Mouth Guards

"That's why we put in facemasks: we had a very bad mouth injury several years ago, and said that wasn't going to happen again," said Valerie Walton, president of Redrock Little League, Las Vegas, Nev., first place plan winners in the West Region.

Even though they had to implement facemasks over several years to have all divisions covered, because of the cost the Redrock board stayed with its commitment to safety, despite some nay-sayers, who saw the cost as

Continued next page.

Building Safety

Continued from page 1

too high. "Now when a child gets hit in the facemask, we always say, 'That's a great \$10 facemask, isn't it?'" she laughed.

Unicoi pushes mouth guards for all defensive players, to protect them from bad hops and mis-judged balls in the field. And they have a personal story about this situation. "Our daughter had a hit get by her at first base, and she didn't have a mouth guard," Pam explained. "If she didn't have braces, she likely would have lost a tooth." But their daughter's mouth was still injured from her lips being crushed against the metal braces.

Mouth guards are also being recognized as important to reducing or avoiding traumatic brain injuries such as concussions, which have been shown to grow in severity with their frequency.

Badge Your Volunteers

Unicoi and Redrock both used a badge system to track those volunteers who had been screened by filling out their Volunteer Application forms and having background checks done. Both leagues also used ChoicePoint to conduct the mandatory background checks.

"We went to the badges, and our background checks went up 20-30 percent," stated Walton about Redrock's experience, expressing her view that people had previously been skirting the process of having a check performed. "Now that everyone knew who should and shouldn't be on the field, helpers had to go through the same process as all the other volunteers", she said.

Redrock sanctioned managers with a game or more suspension if a person was helping who hadn't been checked and approved. They noted this also protects the manager as it becomes his or her responsibility if someone is allowed access to the team who isn't checked and that person then hurts a child.

"Now the coaches love it," Walton stated. "I think the badges help the coaches know they are getting something for their background check," agreed Jeff Banks. And "some people won't apply, knowing they'll be checked," pointed out Pam Banks.

Training Builds Awareness

Unicoi used a Red Cross eight-hour first aid training course for volunteers, provided by the local railroad, that they felt was key to spreading safety awareness. "We had resistance at first," Roland Banks allowed. "We offered the class several times, and the coaches really bragged it up," and then those who hadn't attended earlier went, too.

Another example was AEDs. "Once we had the training, the light bulb went

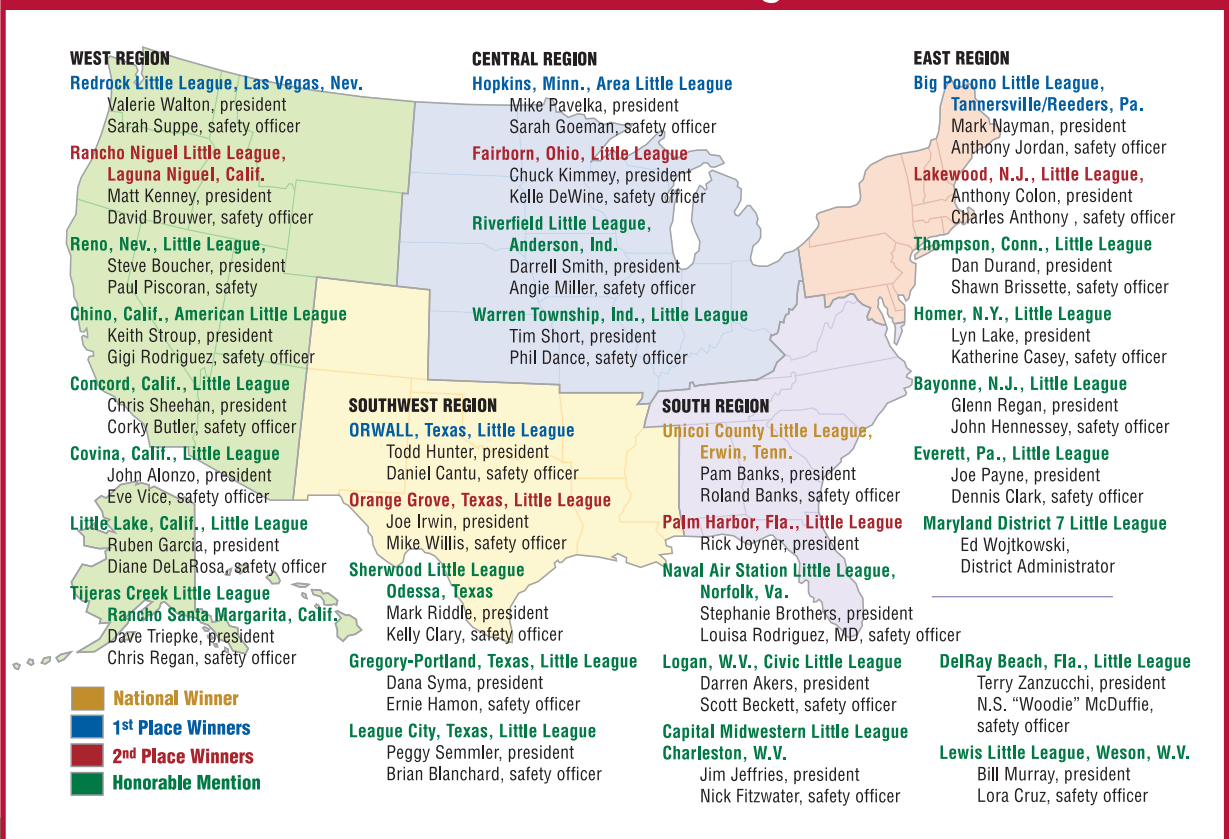
on," Roland Banks stated. "People asked why we hadn't had the AED sooner. A lot of people don't know that CPR has changed, and the Good Samaritan Law covers you." They now offer CPR training to anyone in their league who wants it, even to players.

He explained that their league has already had to use its AED, although thankfully not on a player. "We had a game that we had a man 46-47 years old, who collapsed," he said.

The process has not always been smooth, but Pam and Valerie agreed that a carrot often goes further than a stick in getting compliance. "They don't get what they need to practice until they've had their training," Pam Banks noted.

"If you can get buy-in from your tee ball coaches, you're building your blocks for the future," Roland Banks explained. He concluded by saying, "When you have the right people involved, they don't have to say that safety is important; it shows."

2008 National ASAP Safety Plan Winners



CENTRAL REGION

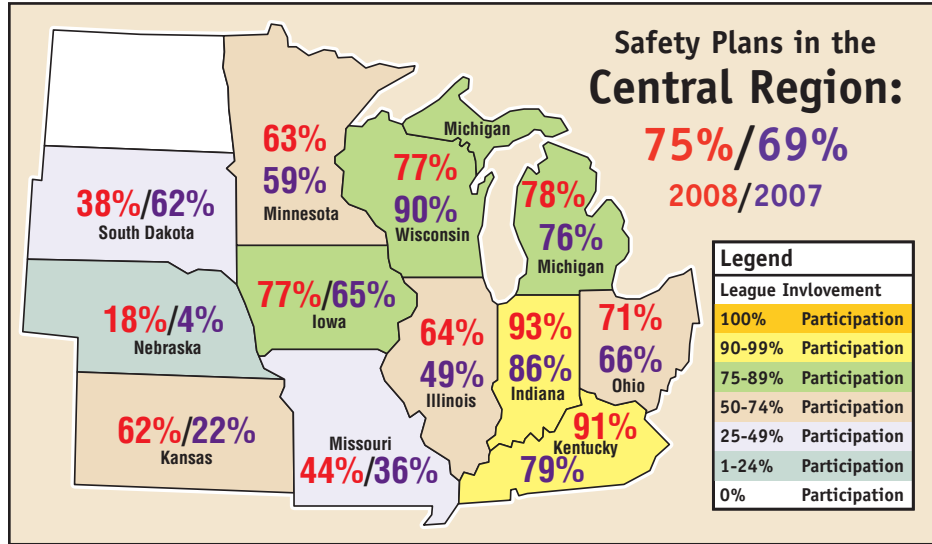
Central Region moves up to 75%

In 2008, first-time and repeating Districts in the 90-100 percent of leagues in ASAP participation rose to an all-time high of 277 out of the just over 500 US Districts. That shows how safety participation has grown to 81% of all leagues. This year leagues claimed \$629,825 in league cash awards, and \$57,050 in District Early Incentive awards from ASAP co-sponsor AIG insurance. The total awards earned by leagues and Districts in '08 for safety was over two-thirds of a million dollars.

Central Region

Dis. No.	Administrator Name	2006 %	2007 %	2008 %
ILLINOIS 64%				
1	Scott Tolliver	14	0	16
2	Dave Lohr	0	0	7
3	Charles McClung	50	66	66
4	Verba Kirksey	0	10	20
5	Edward Handley	0	0	30
6	Sandy Ducat	28	28	57
7	Larry Wedryk	0	0	33
8	Roger Petrick	75	66	50
9	Nicholas Gianacakos	30	100	100
10	Joseph McMillan	14	0	92
11	Linda Sanfilippo	100	100	100
13	Phil Rizzo	90	95	94
15	Edwin Plys	100	100	100
16	Donald Haley	8	10	0
17	Tim Ward	87	85	85
18	Karla Gifford*	62	71	64
19	Charity Lighthart	14	28	16
20	Jim McVey	87	93	87
INDIANA 93%				
1	Steve Heck	93	82	88
2	Paula Grede	81	94	93
3	Jimmy Tieben	83	73	100
4	Roy Patterson	71	80	100
5	Shelly Gaither	33	66	83
6	Donald Mason*	33	70	90
7	Shirley Ferguson	76	83	100
8	Mark Commons	76	85	92
9	Dean Pierson	100	100	100
10	George Glick	94	76	86
11	Kevin Weinberg	100	100	100
12	Edward Harris	81	100	100
13	Brian Simpson	69	92	84
14	Marlin Culp	100	100	100

* Indicates new District Administrator in 2008.



IOWA 77%				
1	Kevin Beaman*	56	40	50
2	Jim Fascher	58	94	100
3	John Hoberg	20	30	63
4	Kevin Hladik*	94	94	100
5	Neil Parmenter	100	100	100
6	Mike Malenosky	40	30	33
KANSAS 62%				
1	Tim McCauley	0	0	0
2	Wayne Metcalf	25	25	62
KENTUCKY 91%				
1	John Roll	100	100	100
2	Mike Schaefer	47	43	70
3	W O Bradley	69	84	85
4	Franklin Stivers	31	55	83
5	Roger Romines Sr	100	75	100
6	John Darnell	100	100	100
7	Arnold Wheeler	100	100	100
MICHIGAN 78%				
1	Mark Hillabrand	27	28	38
2	Bud Vanderberg	100	100	50
3	Bruce Barton	72	75	83
4	Steve Fogle	20	27	33
5	Sharon Mayer	93	100	100
6	Ron DeCoopman	100	100	100
7	Edward Hotchkiss	94	94	94
8	Dorine Britton	69	94	100
9	John Edgerle	100	100	100
10	Don Howes	72	54	50
11	Robert Hamen*	100	100	100
12	Jone Benedict	57	61	61
13	Keith Demeuse	33	33	55
14	Randy Madison	41	65	76
15	John Kounelis	81	50	71
16	Larry Fix	100	100	100

MINNESOTA 63%				
1	Gerald Sandler	95	100	100
2	Jim Warnest	8	25	27
3	Henry Chruscielski	9	0	0
4	Bob Olson	50	78	90
MISSOURI 44%				
1	Paul Nolte	0	0	0
2	Mike Greninger	22	37	50
3	Michael Wilson	33	37	50
4	Gary Kespohl	73	72	77
NEBRASKA 18%				
2	Ed Mach	25	0	33
3	Bryan Rump	12	12	10
OHIO 71%				
1	Tony Tulino	40	85	86
2	Gary Williams	50	53	61
3	Charles Umbaugh	58	50	75
4	Alan Parnacott	92	93	92
5	Harry Morrison	0	60	83
7	Lucy Fultz	22	33	33
8	Mike Hackett	33	33	33
9	Roger Fox	78	87	77
10	Ron Hoag	14	16	43
11	Glendal Seagraves	100	100	100
SOUTH DAKOTA 38%				
1	Eugene McGhan	50	62	38
WISCONSIN 77%				
1	James Joseph	100	100	100
2	Randy Kroll	88	89	37
3	William Cecon	78	92	73
4	Jeff Wolfe	92	86	73
5	Robert Stasney	66	66	58
6	Butch Faber	100	100	100

EAST REGION

Working hard, East rises to 78%

East Region

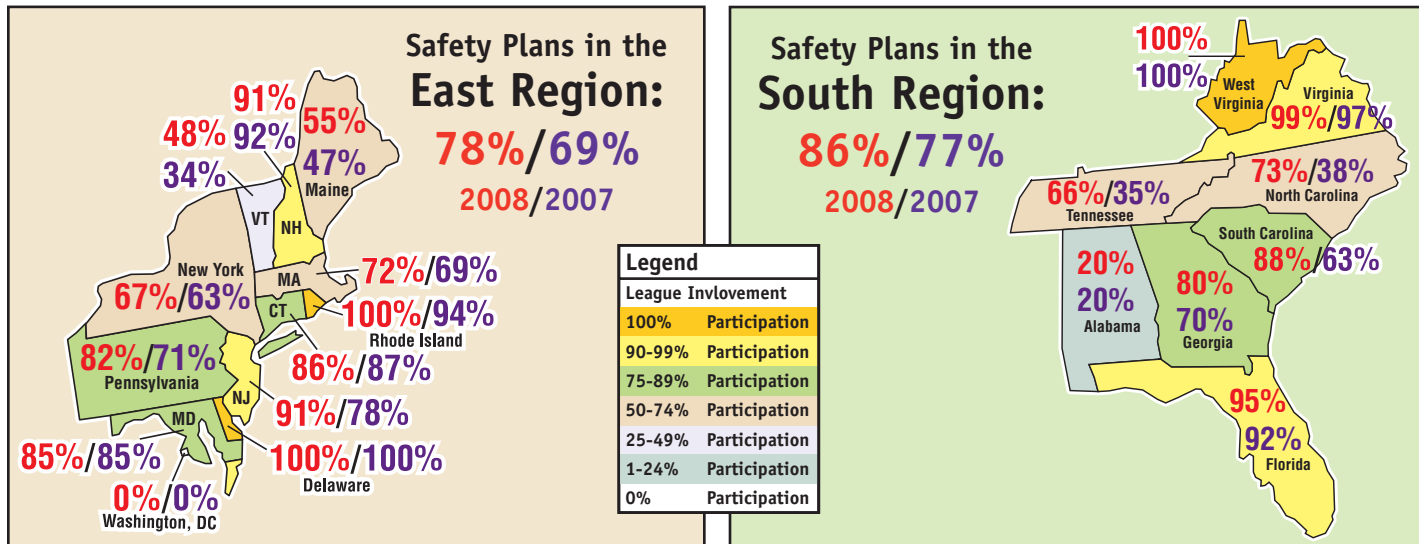
Dis. No.	Administrator Name	2006 %	2007 %	2008 %
CONNECTICUT 86%				
1	Scott Miller	81	100	86
2	Lou Bleggi	76	53	38
3	Wendle Stiber	60	80	72
4	David Ruotolo	100	100	100
5	Robert Watson	100	100	100
6	Caren Morin	86	85	85
7	Bill Howard	50	64	71
8	Peter Preli	61	78	74
9	Robert Duval	100	88	100
10	Denise Donelin	100	100	100
11	Martin McKinney Jr	47	94	100
DELAWARE 100%				
1	Robert Newnam	100	100	100
2	Robert Clevenger	92	100	100
3	Martin Donovan	100	100	100
MAINE 55%				
1	Robert Dorr	100	100	100
2	Dana Verge	50	37	75
3	Robert Stevenson	33	26	27
4	Linda Bowles	17	15	23
5	Jeff Ham	36	20	37
6	Stephen Cole	77	94	88
MARYLAND 85%				
1	Richard E. Carter	100	100	100
2	Gregg Quedeweit	100	100	87
3	Paris Inman*	0	0	0
4	Quinn Hren*	100	86	71
5	Martin Thompson	100	100	100
6	Keith Christopher	100	100	100
7	Edward Wojtkowski*	100	78	100
8	Leo Ehrisman	100	90	70
MASSACHUSETTS 72%				
1	Donald Gleason	37	50	50
2	Steve Depalma*	58	45	63
3	Bob Desilets	100	100	100
4	Douglas Hannam	100	100	100
5	Dave Obuchowski	100	100	100
6	Jeffrey Silvia	27	45	60
7	Robert Stearns	72	80	70
8	Donald Whitman	39	50	54
9	Edward Greatorex	62	88	87
10	Ellen Lipoma	27	44	44
11	Mike Doliner	25	33	36
12	Bernard Colbert	63	81	77
13	George Berardi	92	86	86
14	Frank Flanagan	6	22	46
15	Stanley Brown	55	80	75
16	Alice O'Neil	31	46	53

NEW HAMPSHIRE 91%		2006 %	2007 %	2008 %
1	Donald Kirkland II	92	96	93
2	Michelle Plourde	50	80	87
NEW JERSEY 91%				
1	Edward Hastings	100	100	100
2	Mike Basile	100	100	100
3	Tom McCarville	47	42	93
4	Cesare Papetti	93	86	86
5	Steve Petricca	92	92	80
6	Tom Marguccio	80	100	80
7	Carmine Conti	13	27	76
8	Rich Franco	17	30	75
10	Gary Giackette	93	100	100
11	Anthony Richardson	100	100	100
12	David Koehler	100	100	100
13	Joe Rigler*	20	45	100
14	Jerry Murphy	100	100	100
15	Jim Bobbitt	94	100	100
16	Richard Feldman	66	86	93
17	Charles Fortenbacher	44	44	82
18	Edward Wardell	78	93	92
19	Buddy Coates	87	86	100
20	Lori Grant*	50	62	87
21	Joe Romanelli	67	80	88
NEW YORK 67%				
1	John Godfrey	46	85	100
2	Don Jordan	100	100	100
3	Jim Demmer	63	63	90
4	Diane Noga*	70	75	80
5	Dennis Hickey	90	90	80
6	Mike Coghlan	93	93	100
7	Mrs. Chris Kenderes	27	55	27
8	Dan Cavallo	96	93	100
9	Patrick Hetherington	9	20	80
10	Mike Mahoney	15	10	10
11	Daniel DeCelle	23	23	33
12	Charles Fitzpatrick	50	65	55
13	Leonard Ricchiuti Jr.	100	100	100
14	Gary Krill	30	53	84
15	Guy Madsen	100	100	100
16	Nick Gantner	83	100	100
17	Dom Letterii	100	100	100
18	Joe Sagaria	100	100	100
19	John Ward	50	53	53
20	David Home	41	57	55
21	Michael Mattesi	25	28	28
22	Chris Amaroso	35	35	42
23	James Nolan	23	16	45
24	William Panzella	100	100	100
25	Dan Cavanagh	0	0	0
26	Abe Miller	0	0	0
27	Harold Weissman	9	18	10

28	Al D'Elia	14	14	25
29	John Boccuzza	15	30	69
30	Don Urban	25	16	16
31	Edward Felsch	100	87	87
32	Steven Neithardt	60	70	66
33	Peter Pennelle	66	66	58
34	Joan Bosinius	90	90	90
35	Ralph Borzello*	76	83	83
36	Paul Guido	21	30	22
37	Dan Salmon	60	70	90
38	Sharon Kaminski	90	100	100
PENNSYLVANIA 82%				
1	Bill Dithrich	50	53	50
2	Walter Strosser	92	92	100
3	Tom Roberts	9	18	45
4	Anita Connelly*	6	6	100
5	George Baughman	28	64	75
6	Bob Loncar*	0	0	70
7	John Rupp Sr.	8	16	18
8	Jim Stonaha	88	89	100
9	Robert Swope Sr.	100	100	100
10	Glen Fiebig	6	0	56
11	Barbara Holovka	20	27	80
12	Scott Leinbach	100	100	100
13	Greg Brouse	28	85	92
14	Joe Wendler	89	73	78
15	William Serfass	100	100	100
16	Fred Desanto	93	96	100
17	Michael Serino	100	96	100
18	James Burns	31	50	40
19	Duke Nasino	63	41	31
20	Randy Raab	100	100	100
21	Gary Minster	50	50	90
22	Earl Mercadante*	26	27	58
23	Kenneth Crank	81	82	100
24	Charles Roberts	63	90	95
25	Terrance Bean	89	89	88
26	Doug Talmadge*	50	60	87
27	Joseph Nartowicz	100	85	93
28	Dave Trent	93	93	85
29	Bernard Kozen	100	100	100
30	Howard Lemonick	16	18	44
31	Fred Desanto*	0	0	100
32	Michael Serino*	0	0	100
RHODE ISLAND 100%				
1	John Pesaturo*	100	100	100
2	Robert Walker Jr.	60	73	100
3	Mary Ellen Lindemann	100	100	100
4	William P. Freaney	100	100	100
VERMONT 48%				
1	David Hartnett	35	28	28
2	Bill Holiday	9	40	66
3	Jeremy Read	33	46	69
4	Gary Royer	9	10	30

SOUTH REGION

South is second highest, at 86%



South Region

Dis. No.	Administrator Name	2006 %	2007 %	2008 %
ALABAMA 20%				
3	Robert Thomas*	0	0	0
4	Keith Mayfield	71	83	77
5	Jimmy Wilson	16	14	14
6	Gary Scales	0	17	16
7	Kerry Keller	0	0	0
8	Kim Thomas	0	10	0
FLORIDA 95%				
1	Ron Covey	86	85	100
2	Ron Jernick	92	72	66
3	Terri O'Neal	100	100	100
4	John Tucker	100	100	100
5	Swanee Franklin	36	100	100
6	Greg Sinadinos	83	83	91
7	John Knapp	88	80	100
8	Jeffrey Werner	42	45	70
9	Mert Leeman	100	100	100
10	Sue Conklin	69	76	69
11	Jack Leonard	100	100	100
12	Anthony Gisonni	100	100	100
13	Charles A Lieble Jr.	50	100	100
14	Debbie Dobbs	50	81	91
15	Frederick Lorentsen	100	100	100
16	Fran Slump*	100	100	100
17	Dewey Hudman	100	100	100
18	Tese Willis*	100	100	100
19	David Viers	100	100	100
20	Michael Crow	100	100	100
21	Ann Monast	83	100	100
22	Joseph LeBlanc	100	100	100

23	Ken Woodburn	100	100	83
24	Robert McKinney	100	100	91
25	Joe Fountain	50	100	100
26	Eric Pearson*	100	100	100
27	Dan Willis	0	0	100
GEORGIA 80%				
1	Thomas Gooch	33	28	40
2	Jeff Colwell	100	100	80
3	Horace Beaty*	50	100	66
4	Linda North	100	100	100
5	B L Clark	12	12	60
6	Ralph Herndon	14	25	57
7	Jeremy Haley	100	100	87
8	Bernard Ashley	77	70	91
10	Robin Scott	100	100	100
NORTH CAROLINA 73%				
1	Terry Cobb	85	100	100
2	George Groce	39	28	95
3	Bob Parnell	7	0	0
4	Terry Lee Giles	25	25	25
5	David Burnette	26	22	100
6	Joseph Zema	38	30	27
7	Joe Cook	93	92	100
SOUTH CAROLINA 88%				
1	Tommy Keef	100	62	100
2	Travis Ellis	100	71	71
3	Russell White	25	25	50
4	Bill Edmonds	25	66	100
5	Danny McFaddin	17	0	75
6	Chip Brownlee	30	66	100
7	Steve Johnson	90	90	100
TENNESSEE 66%				
1	Tommy Hatchett	0	9	13

2	Ray Eidson	0	0	100
3	Bobby White	18	18	40
4	Wayne Treadway	77	88	80
5	Philip Winters	80	92	100
6	Mike Foy	36	18	75
7	Robert Douglas Jr.	0	10	0
8	Aaron Miller	40	54	100
9	Tommy Shelton	33	18	63
VIRGINIA 99%				
1	Bill Hill	100	100	100
2	Dwayne Tuggle	100	85	100
3	Craig Owens	100	100	100
4	Ellen Witherow	100	100	100
5	Gail Turner	100	100	100
6	Jean Albertson	100	100	100
7	Floyd Price*	94	92	100
8	Jake Hardison	100	100	100
9	Kevin Cheezum	100	100	100
10	Bob Sottile	10	100	100
11	Robert Huff	100	100	100
12	Fred Corbett	90	90	88
13	Donald Baker	100	100	100
14	Jimmie Straley	100	100	100
15	John Mitchell Jr.	90	83	100
16	Lamott Smith	100	100	100
WEST VIRGINIA 100%				
1	Phil Weber	100	100	100
2	Mike Vickers	100	100	100
3	John Niewierowski	100	100	100
4	Paul Flanagan	100	100	100
5	Donna Haynes	100	100	100
6	Richard Allison*	100	100	100
8	Hilda Kilonsky	100	100	100

* Indicates new District Administrator in 2008.

WEST REGION

West first region to reach 90%!

West Region

Dis. No.	Administrator Name	2006 %	2007 %	2008 %
ALASKA				80%
1	David Gemmell	78	73	78
2	Duane Bell	100	100	85
ARIZONA				81%
1	Kevin Mullaney	47	77	83
2	David Eaton	66	88	88
3	Mark Lane	100	100	100
4	Stephanie Apodaca	20	40	10
5	Gene Biernat	100	93	100
6	Irwin Altman	77	66	66
7	Bob Gallego	77	92	84
8	Butch Hammett	9	45	70
9	Kim Newman	100	100	100
10	Bob Sanders	100	100	100
11	Matt Hunter	14	14	0
12	Earl Causbie*	100	100	93
13	Joe Diaz	66	50	66
14	Chester Petrosky	91	100	84
CALIFORNIA				91%
1	Tim Benton	58	50	50
2	Tom McKinney	100	100	100
3	Ned White	100	100	100
4	Ernie Lewis	100	100	100
5	Norman Fuller	100	100	100
6	Wayne Del Nero*	100	88	100
7	Craig Johnson	100	100	100
8	Deanna Martinez	100	100	100
9	Deborah Trice	30	31	28
10	Bob Berry	6	6	42
11	Richard Gold	100	100	100
12	Jenice Condie	100	100	100
13	Antonio Hernandez	82	81	100
14	Reggie Torres	100	100	100
15	Jeanne Thompson	45	45	72
16	David Ritchie	86	85	83
17	Rick Caldwell	100	100	100
18	Milan Mrakich	100	100	100
19	Lupe Galaz	33	66	66
20	Don Brady	90	90	77
21	Gary Mendoza	100	100	100
22	Tony Ojeda	43	75	80
23	Pete Moreno	80	64	64
24	Chris White	100	100	100
25	Marty Hoy	100	100	100

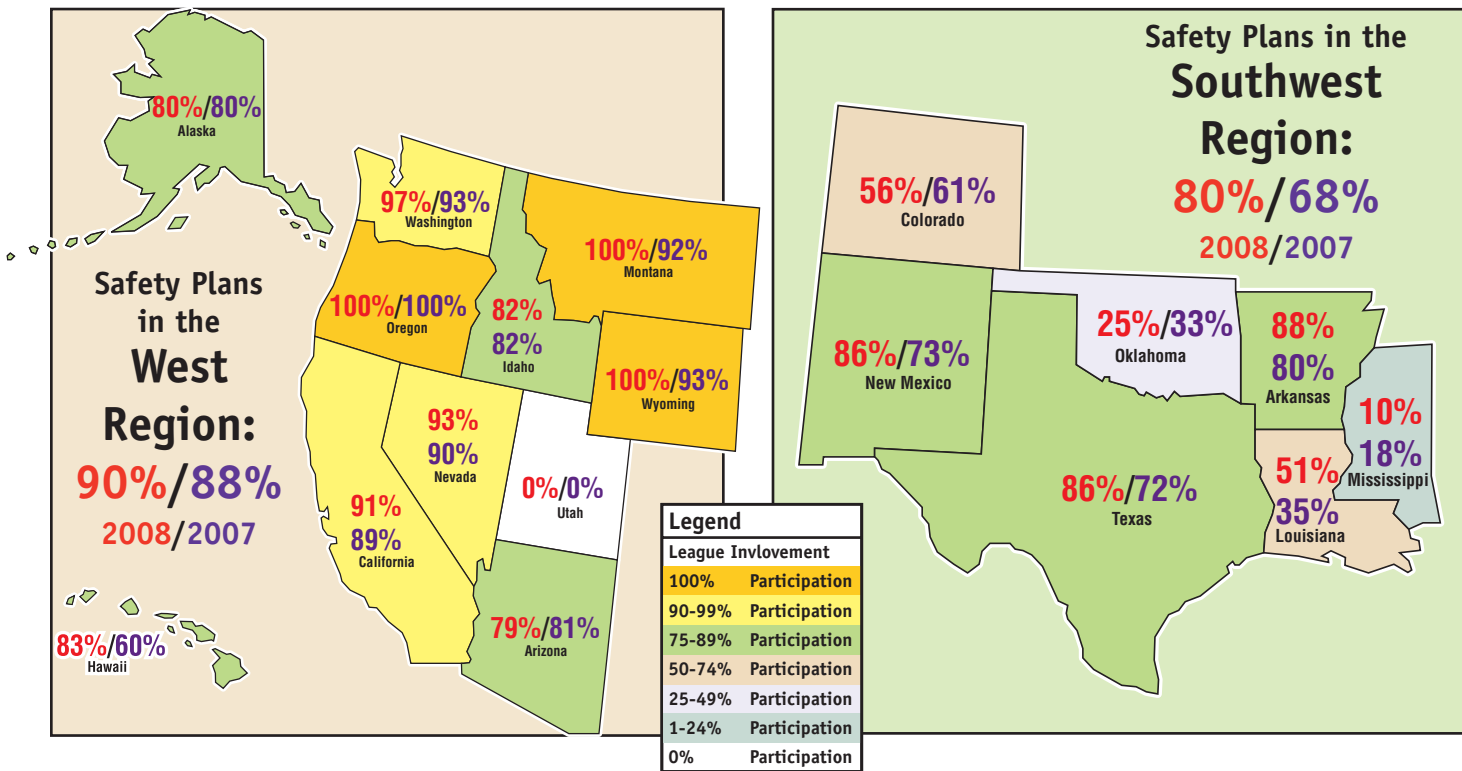
* Indicates new District Administrator in 2008.

26	Brenda Carlson	100	100	100
27	Jimmie Timms	70	66	100
28	Terrie Lea Colvin	100	100	100
29	Carolyn Johnson	100	100	100
30	Denny Curran	100	100	100
31	Larry Burch	78	93	100
32	Lisa Lapage	100	100	100
33	Clay Berry	100	100	100
34	Barry Lowry	75	25	33
35	Donald Goodman	100	100	100
36	Dennis Drag	80	100	100
37	Jerry Flory	100	100	100
38	Bob McKittrick	100	100	100
39	Richard Young	66	58	100
40	Domenic Iadevaia	100	100	100
41	Kim Mowrey	100	100	100
42	Ernie Lucero*	100	100	88
43	Randy Robbins	100	100	100
44	Felix Balga	100	100	100
45	Mike Debone	100	100	100
46	Dennis Peck	91	100	100
47	Todd Stewart	100	100	100
48	Pat Keena	20	30	30
49	Greg Hobbs	100	100	100
50	Larry Haagensen	42	42	50
51	Jeff Ahrens	100	100	100
52	John Christensen	100	100	100
53	Jim Spering	100	100	100
54	Bob Fogle	100	100	100
55	Tamara Lindner	100	100	100
56	Angelo Occhipinti	63	63	66
57	David Wetmore	100	100	100
58	Howard Reeves	85	86	55
59	Richard Schoonover	100	100	100
60	Dan Ayala	66	83	20
61	Darrel Harlan	100	80	90
62	Mark Groh	100	100	100
63	Francine Mackey	100	100	70
64	Michael Pappa	100	100	100
65	Paula Lyon	55	77	100
66	Rolland Slade	88	100	100
67	Bill Faulkner	100	100	89
68	Ezio Petrella	100	100	100
70	Jeff Vanderveen	100	100	100
71	Doug Morris	0	100	100
72	Greg Holm	0	100	100

HAWAII				83%
1	Robert Kawamoto	50	50	100
3	Naomi Campbell	33	33	83
4	Calvin Unoki	43	71	100
6	Mary Ciacci	100	100	100
7	Betty Nago	100	100	100
8	Mike Victorino	0	0	0
IDAHO				82%
1	Will Neal	83	66	73
2	Denise McCarrel	100	100	90
MONTANA				100%
1	Rick J Devore	84	92	100
2	Renny Malach	86	93	100
NEVADA				93%
1	Mary Ann Redinbaugh	100	100	100
2	Robert Fleming	91	100	100
3	Sam Sandoval	31	68	73
4	Michael Aker	90	100	100
OREGON				100%
1	Regina Strickland	100	100	100
2	Georgia Herr	100	100	100
3	David Hicks	100	100	100
4	Gary Rowell	100	100	100
5	Phyllis Kosanke	100	100	100
6	Kim Nelson	100	100	100
7	Debbie Bedell	100	100	100
8	Gary Gentry	100	100	100
9	Raleen Hockenberry	100	100	100
UTAH				0%
1	Martin Anderson	0	0	0
WASHINGTON				97%
1	Tony Monfiletto	100	100	100
2	Arthur Mikelsen	100	100	100
3	Steve Grandorff	100	90	100
4	Mike Ray	100	100	100
5	Archie Taylor	79	66	87
6	Kirk Miller	100	90	90
7	Michael Wydick	85	80	100
8	Gary Newsome	100	100	100
9	Bob Tiogo	100	100	100
10	Charlie Frampton	100	100	100
11	Paul Williams	100	100	100
12	David Braich	63	63	90
13	George Kinney	80	100	100
WYOMING				100%
1	William Sedlacek	71	93	100

SOUTHWEST REGION

Southwest Region jumps to 80%



Southwest Region

Dis. No.	Administrator Name	2006 %	2007 %	2008 %
ARKANSAS 88%				
1	Donnie Walters	33	50	73
3	Travis Young	88	100	100
4	Jeff Smallmon Sr.	100	100	100
COLORADO 56%				
1	Larry Mason	67	50	44
2	David Penney	26	30	23
3	Shanon Sabados	12	83	75
5	Mike Sedillos	100	100	100
LOUISIANA 51%				
1	Val Domingue	100	100	100
2	Dennis Stephens	40	67	67
3	Wayne Ryan	0	0	0
4	Hugh Lemoine Jr.	42	28	71
5	Brent Shuff	33	33	57
6	Dick Allen	33	25	25
MISSISSIPPI 10%				
1	Clif Marshall	0	20	0
2	Norman Mailles	13	33	17
NEW MEXICO 86%				
1	Francisco Guerra	75	77	88
2	Troy Grant	50	62	100
3	Norman Kia	100	100	100
4	Miranda Quintana	37	50	62

5	Camilla Serrano	83	100	85
6	George Hanna	67	22	33
7	Jim Cook	20	80	100
8	James Kalas	100	100	100
9	Grace Estrada	100	87	100
OKLAHOMA 25%				
1	Jerry McKissack*	0	33	25
TEXAS 86%				
WEST TEXAS 78%				
1	Tracy Poole	31	31	100
2	Robin Roberts	67	81	58
3	Larry Brown	8	9	43
4	A J Turner	56	66	63
5	Mike Perry	83	83	92
6	Morris Stone	70	70	100
7	Charles Buckner	88	93	80
8	Michael Lucky	31	63	88
9	Gary McCully	25	36	63
19	Richard Buckelew	100	100	100
20	Eddie Hernandez	0	100	25
21	Barbara Lestourgeon	50	40	75
22	Ray Mooney	100	100	100
23	Rick Reyes	100	86	85
24	Mario Sais	67	92	83

26	Duane Durst	100	100	100
34	Sabas Zapata III	0	0	80
35	Gerald McCrary	0	100	100
36	Frank Montes	0	0	0
37	Larry Brown*	25	44	0
38	Stan McKinney	20	22	
EAST TEXAS 96%				
10	Michael Farrel	100	100	
11	Ricky Duncum	20	60	100
12	Charles Boykin	100	100	100
13	Jerrell Weir	100	100	100
14	Tom Pettus	100	100	100
15	Ferris Maness	100	100	100
16	Charlie Fox	93	86	100
17	Tom Edge	23	23	76
18	Gary Pate	60	72	100
25	Ken Moran	50	88	75
27	Frank Cavazos	53	80	87
28	R B Hunt	100	100	100
29	Olan McBroom	88	100	100
30	Glynn Tucker	100	100	85
31	Joe Patterson	13	33	93
32	Melvin King	100	100	100
33	Hardy Nevill	46	50	100

* Indicates new District Administrator in 2008.

Take a Tip from 2008 'Common Sense' Ideas

Activities: Compliance

"This season there will be NO peanuts at the field. Please inform your parents that peanut butter or peanuts can NOT and must not be at our field. We have three children who have several allergic reactions to these items."

Manchester Central Little League
Manchester, NH

"We have engraved signs with our park's physical address posted on each clubhouse. Emergency dispatchers require a complete physical address and we have prominently displayed it to save critical seconds in an emergency situation."

Bridgewater Community Little League
Bridgewater, Va.

"When it comes to safety, it is better to be 'proactive' than 'reactive.'"

Crystal Lake American Little League
Crystal Lake, Ill.

"Idle players along the sidelines can be given the job of studying the form of other players to improve their own techniques. They may then report on what they have learned to improve their own form of running, ball handling, throwing, batting, and sliding."

Iron Mountain North Area Little League
Iron Mountain, Mich.

"Each manager will hand out coaching evaluations questionnaires for parents. This should be completed by parent or guardian for each child in a league."

Oakfield Little League
Oakfield, NY

"When using an ice pack always use a barrier between the ice pack and skin."

Wallingford Little League
Wallingford, Conn.

"The street between the baseball fields and bathrooms will be closed to traffic during baseball games."

Weslaco Little League
Weslaco, Texas

"At practices for younger players, clearly identify "BAT IN HAND ZONES" (areas where a child will swing a bat practicing dry swings, tee work, or soft toss) with chalk, tape, cones, or parents in lawn chairs. All bats must be left in these areas and never carried about on the field."

South Redondo Little League
Redondo Beach, Calif.

539 US Route 15 Hwy
PO Box 3485
Williamsport, PA 17701-0485

ASAP News
ASAP News is a service of
Little League Baseball
and Softball
facilitated and published by
Musco Lighting
© September 2008,
Little League®
and Musco Lighting

24 Hour Hotline:
800/811-7443

Fax: 641/672-1996
E-mail: asap@musco.com
All materials in the ASAP
News may be reprinted by
chartered Little Leagues
without prior permission.



PRESORTED
FIRST-CLASS MAIL
U.S. POSTAGE PAID
DES MOINES, IA
PERMIT NO. 4053