

ASAP news



Continuing the Little League® tradition of making it "safer for the kids."

Regional Winners Honored:

Will Your League Be Next?

Struggling to find someone or some way to take your league's safety program to the next level?

Take a tip from the league with the best safety plan in the country.

When Painesville, Ohio, Little League® President Chuck Asbury was looking for a safety officer to put together their first approved safety plan, he found a person who took the responsibility as seriously as he did. And, with a combination of "going beyond the minimums and follow-through," just two years later they won the top prize in the country.

"Truly, the lights and the trip were a dream come true, but the real reason I wanted to have a safety plan was for the kids. I want to know they're safe, and we have the coaches trained and safe. If you have safety in your program, you're a winner already," stated Chuck Asbury.

"I can say in all honesty, in all the years I've been in this league, the hardest thing I had to do was find a safety officer who could commit to the program."

He found that person in Kellie Hitchcock. She took their struggling safety program – that had never met the 13 minimum requirements – to the top spot in the Central Region last year, and to the best program in the country this year, two years after becoming Painesville Little League's safety officer.

Asbury said he noticed Kellie's medical background first. But he knew it was a perfect fit when he saw her love of the children in the program and her passion for both the game and for the league.



2006 ASAP Winners Honored! The leagues with the best safety plans in the country assembled representatives onfield at Howard J. Lamade Stadium during the Little League World Series for recognition of their accomplishment in helping reduce injuries and lead safety efforts forward in Little League. Pictured are (from left): Warwick, RI, Little League President Tom Dwyer and Safety Officer Jeff Reid – Eastern Region winners; Southside Little League, Ft. Lauderdale, Fla., Safety Officer Robin Terrill – Southern Region winner; Rancho Niguel, Calif., Little League, Safety Officer Ken Wohlford and President Michi Gnesda – Western Region winners; Taft, Texas, Little League Safety Officer Valarie Glover and husband, Robert Glover – Southwestern Region winners; and Painesville, Ohio, Little League Safety Officer Kellie Hitchcock, and President Charles Asbury – Central Region and National winners. Congratulations on helping raise safety awareness!

"Kellie has a son and a daughter in the league, so she's building a safety program not just for her kids, but everybody's."

"Kellie is truly the world's finest safety officer," Asbury declared. "It's absolutely a dream come true for me, but it's not over, because I want everyone to have as good a program as we have, or better."

In speaking with Chuck, you understand his comments are coming from the heart, and this man who has been involved in Little League approaching 20 years cares deeply about the people involved in his local program, but also those beyond it's boundaries.

What, how to achieve safety excellence

Asbury and Hitchcock, together with their families, visited Williamsport, Penn., for the 2006 Little League Baseball World Series, as the representatives of the league with the best safety plan. ASAP corporate sponsors AIG Insurance and Musco Lighting provided league representatives of the first-place regional winners this World Series trip. But as the national winners, Painesville Little League will also receive a set of Musco Lighting's Light-Structure Green™ lights for a 200-foot field.

NEXT... continued on page 2

Raising awareness to keep kids, volunteers safer

(NEXT... continued from page 1)

What would safety officers and league presidents talk about at the World Series? What else: safety. All the regional winners discussed Painesville's safety plan. What they did and how they did it. "There isn't a league in the nation that can't achieve what we did," Asbury states.

Asbury's number one suggestion for improving your safety plan? Training and follow-through. "You absolutely have to follow through, and that's what we've done," he said in explaining their mandatory training stance. Also, go beyond the minimums and "go as deep as you can."

They required training for all their coaches, managers and umpires, both first aid and CPR, but also offered the first aid training to parents, to increase the number of people with the information, as well as raise the awareness of the need for safety throughout the league.

They received help with the first aid portion from a nurse with a son in the league, whose medical clinic got involved

and put the whole thing together for Chuck and Kellie. But follow-through was still the underlying theme. No one was exempt: "We had a fire chief who came and told me he probably could teach the training. I said, 'You probably could, but you're coming to mine.'"

No matter how veteran the coach, everyone came away with at least one new piece of knowledge, even Asbury. "We had a really positive experience and now they're looking forward to next year. The parents were the most appreciative," he noted. "I don't know how many came up to me and thanked me for the training."

Training included adopting the Optional Pitch Count regulation this year (that will be mandatory next year) as one of the leagues providing feedback to Little League on the rules for implementing it.

They didn't skimp on equipment or facilities issues, either, providing heart-guards and now an AED for player safety, as well as face guards for batting helmets, RIF balls for the lower divisions and implementing

break-away bases before the upcoming mandatory deadline. They raised fence heights for added safety inside and outside the field and inspect their fields daily for problems that could cause injuries. And this is just some of what they did.

"I've never been satisfied with the minimums, and neither is Kellie," Asbury said. "Never stop; it can be done. Don't build your plan for what you will get out of it, but what it will do for making it better for everyone. A safer league, that's all I want."

He recommends leagues ask: ask volunteers, ask businesses, ask other leagues. "Little League was a valuable resource itself, with all the information on the website (www.littleleague.org/programs/asap)," he stated. "But there are a lot of people and companies that when you say it's for Little League... I have yet to be turned down." He noted Kellie has already started to help area leagues that have asked what they did.

"I don't want anyone to think we got involved in this to win the lights or for some award," explained Asbury. "But that my league has a safety plan that was judged best in the nation, that's just awesome. It can be done. We're living proof."

Asbury concluded with a comment on what it's meant to him to be involved in Little League and why he stays involved even though his boys have graduated out: "I have kids that I coached years ago that now go to the local college or high school and still today call out to me, 'Hey, Coach!' I tell them, 'Remember, when you stand where I am now, look back and give a little back,'" Asbury said. "It's a never-ending clinic."

2006 National ASAP Safety Plan Winners

WESTERN REGION

Rancho Niguel Little League, Laguna Niguel, Calif.
Michi-Gnesda, president
Ken Wohlford, safety officer

Benecia, Calif., Little League
Gregory Bosscawen, president
Mike Myers, safety officer

Laughlin, Nev., Little League
Kimberly Newman, president
Richard Savage, safety officer

San Marino, Calif., National Little League
Jeff Buckner, president
Rick Gute, safety officer

Tijeras Creek Little League, Rancho Santa Margarita
Chip Own, president
Chris Regan, safety

CENTRAL REGION

Painesville, Ohio, Little League
Charles Asbury, president
Kellie Hitchcock, safety officer

Warren Township Little League, South Bend, Ind.
John Schaefer, president
Philip Dance, safety officer

Hopkins, Minn., Area Little League
Kevin Thomas, president
Sarah Goeman, safety officer

Zeeland, Mich., Little League
Kelli Koss, president
Karl Elzinga, safety officer

EASTERN REGION

Warwick, R.I., Little League
Tom Dwyer, president
Jeff Reid, safety officer

Homer, N.Y., Little League
Lyn Lake, president
Kevin Browngardt, safety officer

Thompson, Conn., Little League
Edward Charlton, president
Mike Allen, safety officer

Downington, Pa., Little League
Mary Ann Cardelli, president
John Carbone, safety officer

Colonie, N.Y., Little League
Joe Pavone, president
Ed Pfaff, safety officer

SOUTHWESTERN REGION

Taft, Texas, Little League
Leonard Vasquez, president
Tony Martinez, safety officer

Oakridge Woodlands, Texas, Area Little League
Joe Milone, president
Rick Mora, MD, safety officer

North Brownsville, Texas, Little League
Rosendo Garza, president
Vicente Guerrero, safety officer

Sherwood, Texas, Little League
Rodney Adcock, president
Greg Martin, safety officer

SOUTHERN REGION

Southside Little League, Fort Lauderdale, Fla.
Fifi DeLuca, president
Robin Terrill, safety officer

Naval Air Station Little League, Norfolk, Va.
Allen Tilley, president
Louisa Rodriguez, MD, safety officer

Martin County North Little League, Palm City, Fla.
Don Gates, president
Lori Markut, safety officer

Central Citrus Little League, Holder, Fla.
Larry Swain, president
Brian Coleman, safety officer

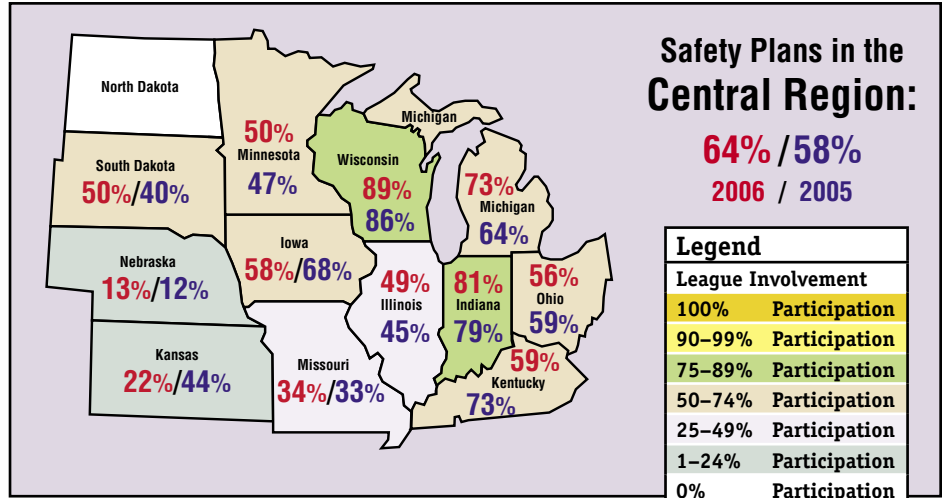
- National Winner
- 1st Place Winners
- 2nd Place Winners
- Honorable Mention

Central Region reaches 64%

In 2006, 223 of the approximately 500 District Administrators in the U.S. are in the 90–100 percent level of safety participation and have maintained this for several years. Great job! The amount earned from AIG Insurance in league and district awards for 2006 was: \$43,600 for the District Early Bird Incentive; and \$590,600 for the league cash award based on leagues' number of teams. The total cash earned by districts and leagues for 2006 was \$634,200.

Central Region

Dis. No.	Administrator Name	2004 %	2005 %	2006 %
ILLINOIS				
1	Scott Tolliver	14	22	14
2	Dave Lohr	0	0	0
3	Jeff Wilson	25	50	50
4	Verba Kirksey	0	0	0
5	Edward Handley	0	0	0
6	Sandy Ducat	22	0	28
7	Larry Wedryk	0	0	0
8	Terry Kenny	20	100	75
9	Nicholas Gianacakos	39	30	30
10	Joseph McMillan	15	13	14
11	Linda Sanfilippo	100	100	100
13	Phil Rizzo	95	90	90
15	Edwin Plys	11	100	100
16	Donald Haley	8	0	8
17	Tim Ward	77	67	87
18	Carol Meredith	64	67	62
19	Pam Medema	0	14	14
20	Jim Mcvey	81	87	87
INDIANA				
1	Steve Heck	77	93	93
2	Paula Grede	59	93	81
3	Jimmy Tieben	58	82	83
4	Roy Patterson	0	71	71
5	Shelly Gaither	29	33	33
6	Gary Brammer	11	11	33
7	Shirley Ferguson	85	84	76
8	Mark Commons	54	69	76
9	Dean Pierson	100	100	100
10	George Glick	75	89	94
11	Kevin Weinberg	100	100	100
12	Mike Weidman	82	100	81
13	Delmar Hyde	29	38	69
14	Marlin Culp	100	92	100



IOWA				
1	Jesse Howard	100	100	56
2	Jim Fascher	85	79	58
3	Mark Ballagh	20	25	20
4	Charles Rupe	78	94	94
5	Neil Parmenter	40	80	100
6	Mike Malenosky	30	40	40
KANSAS				
1	Tim McCauley	0	100	0
2	Wayne Metcalf	13	37	25
KENTUCKY				
1	John Roll	100	100	100
2	Mike Schaefer	31	27	47
3	W. O. Bradley	67	76	69
4	Franklin Stivers	10	15	31
5	Roger Romines Sr	75	42	100
6	John Darnell	31	76	100
7	Arnold Wheeler	93	86	100
MICHIGAN				
1	Mark Hillabrand	25	26	27
2	Bud Vanderberg	100	100	100
3	Bruce Barton	67	58	72
4	Steve Fogle	10	20	20
5	Sharon Mayer	59	58	93
6	Ron Decoopman	64	100	100
7	Edward Hotchkiss	94	94	94
8	Dorine Britton	71	75	69
9	John Edgerle	100	100	90
10	Don Howes	36	36	72
11	Richard Toyra	100	100	100
12	Jone Benedict	31	15	57
13	Keith Demeuse	33	22	33
14	Randy Madison	39	27	41
15	John Kounelis	63	63	81
16	Larry Fix	100	100	100

MINNESOTA				
1	Gerald Sandler	67	95	95
2	Jim Warnest	0	0	8
3	Henry Chruscielski	22	10	9
4	Bob Olson	12	22	50
MISSOURI				
1	Paul Nolte	0	0	0
2	Mike Greninger	0	0	22
3	Brian Dolan	22	44	33
4	Gary Kespohl	82	72	73
NEBRASKA				
1	Robert Martin	0	0	0
2	Ed Mach	25	22	25
3	Bryan Rump	0	11	12
OHIO				
1	Tony Tulino	47	46	40
2	Gary Williams	88	50	50
3	Charles Umbaugh	69	54	58
4	Alan Parnacott	69	93	92
5	Harry Morrison	25	28	0
7	Lucy Fultz	0	22	22
8	Mike Hackett	14	36	33
9	Charlie Niles Jr.	60	78	78
10	Ron Hoag	0	28	14
11	Glendal Seagraves	100	100	100
SOUTH DAKOTA				
1	Eugene McGhan	30	40	50
WISCONSIN				
1	James Joseph	100	100	100
2	Randy Kroll	78	90	88
3	William Ceccon	21	64	78
4	Jeff Wolfe	73	85	92
5	Robert Stasney	64	66	66
6	Butch Faber	100	100	100

* Indicates new District Administrator in 2006.

Eastern Region jumps to 67%

Eastern Region

Dis. No.	Administrator Name	2004 %	2005 %	2006 %
CONNECTICUT				
1	Scott Miller	73	62	81
2	Lou Bleggi	77	92	76
3	Wendle Stiber	44	20	60
4	David Ruotolo	100	100	100
5	Robert Watson	80	81	100
6	Caren Morin	33	85	86
7	Bill Howard	21	35	50
8	Peter Preli	39	50	61
9	Ray Mildren	82	82	100
10	Denise Donelin	100	100	100
11	Martin McKinney Jr	20	26	47
DELAWARE				
1	Robert Newnam	100	100	100
2	Robert Clevenger	33	23	92
3	Martin Donovan	100	100	100
DIST. OF COLUMBIA				
3	Larry Kinney	0	0	0
MAINE				
1	Robert Dorr	71	100	100
2	Dana Verge	25	25	50
3	Robert Stevenson	6	28	33
4	Linda Bowles	11	18	17
5	Jeff Ham	31	30	36
6	Stephen Cole	28	66	77
MARYLAND				
1	Jay Stouffer	94	88	100
2	Gregg Quedeweit	86	100	100
4	Richard Miller	100	88	100
5	Martin Thompson	50	50	100
6	Keith Christopher	22	22	100
7	Ron Copsey	14	47	100
8	Leo Ehrisman	80	100	100
MASSACHUSETTS				
1	Donald Gleason	25	25	37
2	Edward Piziak	0	41	58
3	Bruce Spring	100	94	100
4	Douglas Hannam	100	100	100
5	Dave Obuchowski	100	100	100
6	Jeffrey Silvia	25	27	27
7	Robert Stearns	50	59	72
8	Donald Whitman	27	26	39
9	Edward Greatorex	12	25	62
10	Phil Albert	9	9	27
11	Mike Doliner	17	15	25
12	Fred Caruso	55	72	63
13	George Berardi	85	92	92
14	Frank Flanagan	15	10	6
15	Stanley Brown	42	55	55
16	Alice O'Neil	23	23	31

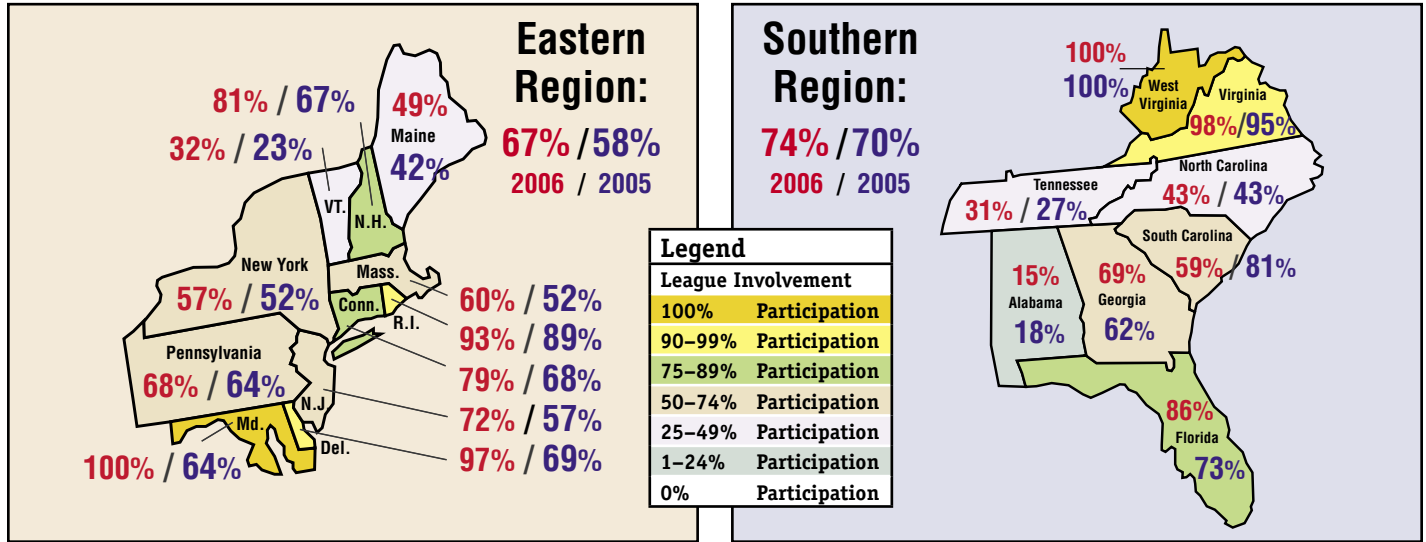
NEW HAMPSHIRE				
1	Donald Kirkland II	78	88	92
2	Michelle Plourde	10	10	50
NEW JERSEY				
1	Nick Solowey	100	100	100
2	Mike Basile	100	100	100
3	Tom McCarville	39	35	47
4	Cesare Papetti	47	41	93
5	Steve Petricca	36	57	92
6	Tom Marguccio	36	63	80
7	Gene Klumpp Sr.	0	14	13
8	Rich Franco	4	4	17
10	Gary Giackette	50	83	93
11	Anthony Richardson	100	100	100
12	David Koehler	80	95	100
13	Martin Silverman	25	33	20
14	Jerry Murphy	100	100	100
15	Jim Bobbitt	95	94	94
16	Richard Feldman	6	6	66
17	Charles Fortenbacher	10	12	44
18	Edward Wardell	40	100	78
19	Buddy Coates	19	18	87
20	Kerry Baker	5	29	50
21	Joe Romanelli	56	50	67
NEW YORK				
1	John Godfrey	46	36	46
2	Don Jordan	68	84	100
3	Jim Demmer	72	54	63
4	Ken Kampff	70	70	70
5	Dennis Hickey	60	80	90
6	Mike Coghlan	93	93	93
7	Mrs. Chris Kenderes	21	23	27
8	Dan Cavallo	82	79	96
9	Ron Opperman	15	18	9
10	Mike Mahoney	5	15	15
11	Daniel DeCelle	31	25	23
12	Charles Fitzpatrick	29	25	50
13	Leonard Ricchiuti Jr.	100	100	100
14	Michael Sheehan	36	28	30
15	Guy Madsen	93	100	100
16	Nick Gantner	40	63	83
17	Dom Letterii	100	100	100
18	Joe Sagaria	92	100	100
19	John Ward	36	50	50
20	David Horne	31	31	41
21	Michael Mattesi	0	0	25
22	Chris Amaroso	7	35	35
23	James Nolan	13	21	23
24	William Panzella	100	100	100
25	Dan Cavanagh	0	0	0
26	Michael Curran	0	0	0
27	Harold Weissman	9	9	9
28	Al D'Elia	0	12	14

29	John Boccuzza	0	26	15
30	Jim Tarpey	8	16	25
31	Edward Felsch	63	75	100
32	Steven Neithardt	8	50	60
33	Peter Pennelle	25	50	66
34	Joan Bosinius	70	85	90
35	Thomas Gillett	100	84	76
36	Paul Guido	30	26	21
37	Dan Salmon	10	50	60
38	Sharon Kaminski			90
PENNSYLVANIA				
1	Bill Dithrich	0	50	53
2	Walter Strosser	93	92	92
3	Tom Roberts	9	9	18
4	Charles Gross	5	6	6
5	George Baughman	13	28	64
7	John Rupp Sr.	16	8	16
8	Jim Stonaha	88	88	89
9	Robert Swope Sr.	0	100	100
10	Glen Fiebig	0	6	0
11	Barbara Holovka	21	20	27
12	Scott Leinbach	100	100	100
13	Greg Brouse	43	28	85
14	Joe Wendler	94	89	73
15	William Serfass	95	100	100
16	Fred Desanto	31	93	96
17	Michael Serino	100	100	96
18	James Burns	29	31	50
19	Duke Nasino	39	63	41
20	Randy Raab	100	100	100
21	Gary Minster	10	50	50
22	Sam Larosa	32	26	27
23	Kenneth Crank	82	81	82
24	Charles Roberts	64	63	90
25	Terrance Bean	18	89	89
26	Robert Bates	59	50	60
27	Joseph Nartowicz	100	100	85
28	Dave Trent	100	93	93
29	Bernard Kozen	100	100	100
30	Jim McDonald	8	16	18
RHODE ISLAND				
1	Stephen Iafrate	100	100	100
2	Robert Walker Jr.	53	60	73
3	Mary Ellen Lindemann	100	100	100
4	William P. Freaney	100	100	100
VERMONT				
1	David Hartnett	14	35	28
2	Bill Holiday	9	9	40
3	Jeremy Read	16	33	46
4	Gary Royer	7	9	10

* Indicates new District Administrator in 2006.

Southern Region second at 74%

Participation in Submitting Safety Plans in 2006 / 2005



Southern Region

Dis. No.	Administrator Name	2004 %	2005 %	2006 %
ALABAMA				
3	Gregory Doggett	0	0	0
4	Keith Mayfield	90	88	71
5	Jimmy Wilson	16	0	16
6	Gary Scales	0	0	0
7	Kerry Keller	0	0	0
8	Kim Thomas	0	0	0
FLORIDA				
1	Ron Covey	83	76	86
2	Ron Jernick	92	91	92
3	Terri O'Neal	100	100	100
4	John Tucker	50	30	100
5	Larry Smith	18	18	36
6	Martin Stewart	25	8	83
7	John Knapp	100	88	88
8	Jeffrey Werner	25	17	42
9	Mert Leeman	100	100	100
10	Sue Conklin	50	46	69
11	Jack Leonard	100	100	100
12	Bob Gibson	93	100	100
13	Leroy Lane	50	50	50
14	Debbie Dobbs	50	50	50
15	Frederick Lorentsen	100	100	100
16	Kurt Rohde	59	87	100
17	Dewey Hudman	94	100	100
18	Dan Willis	73	100	100
19	David Viers	55	82	100
20	Michael Crow	100	75	100
21	Ann Monast	67	83	83
22	Sumner Pierce	100	90	100

23	Ken Woodburn	40	87	100
24	Robert McKinney	100	100	100
25	Joe Fountain	25	50	
26	Norma Lloyd	12	75	100
GEORGIA				
1	Thomas Gooch	40	40	33
2	Jeff Colwell	100	100	100
3	Ben Ancrum	0	75	50
4	Linda North	100	100	100
5	B L Clark	0	0	12
6	Ralph Herndon	29	14	14
7	Jimmy Fortson	91	100	100
8	Bernard Ashley	44	66	77
10	Stan Stancheck	75	71	100
NORTH CAROLINA				
1	Jeffery Cash	75	85	85
2	George Groce	26	39	39
3	Bob Parnell	9	9	7
4	Terry Lee Giles	12	25	25
5	David Burnette	24	22	26
6	Joseph Zema	57	37	38
7	Joe Cook	60	93	93
S. CAROLINA				
1	Forest Thomas	14	100	100
2	Travis Ellis	20	100	71
3	Russell White	0	0	25
4	Bill Edmonds	0	50	25
5	Danny McFaddin	0	33	17
6	Chip Brownlee			30
7	Steve Johnson			90
TENNESSEE				
1	Tommy Hatchett	0	0	0
2	Ray Eidson	0	0	0

3	Bobby White	9	10	18
4	Wayne Treadway	22	11	77
5	Philip Winters	100	92	80
6	Philip Morton	8	36	36
7	Robert Douglas Jr.	25	0	0
8	Aaron Miller	40	40	40
9	Don Evans	33	44	33
VIRGINIA				
1	Bill Hill	100	100	100
2	Dwayne Tuggle	100	100	100
3	Russell Nicholson Jr.	100	94	100
4	Michael Pobat	100	100	100
5	Gail Turner	100	100	100
6	C M Cuthriell	100	100	100
7	Joseph Phillips	100	100	94
8	Jake Hardison	100	100	100
9	Kevin Cheezum	90	92	100
10	Bob Sottile	100	100	100
11	Robert Huff	100	100	100
12	Fred Corbett	100	100	90
13	Donald Baker	100	90	100
14	Jimmie Straley	100	100	100
15	John Mitchell Jr.	70	64	90
16	Lamott Smith			66
W. VIRGINIA				
1	Phil Weber	100	100	100
2	Mike Vickers	100	100	100
3	John Niewierowski	100	100	100
4	Paul Flanagan	100	100	100
5	Donna Haynes	100	100	100
6	Rick Allison	100	100	100
8	Hilda Kilonsky	100	100	100

* Indicates new District Administrator in 2006.

Western Region takes 1st: 86%

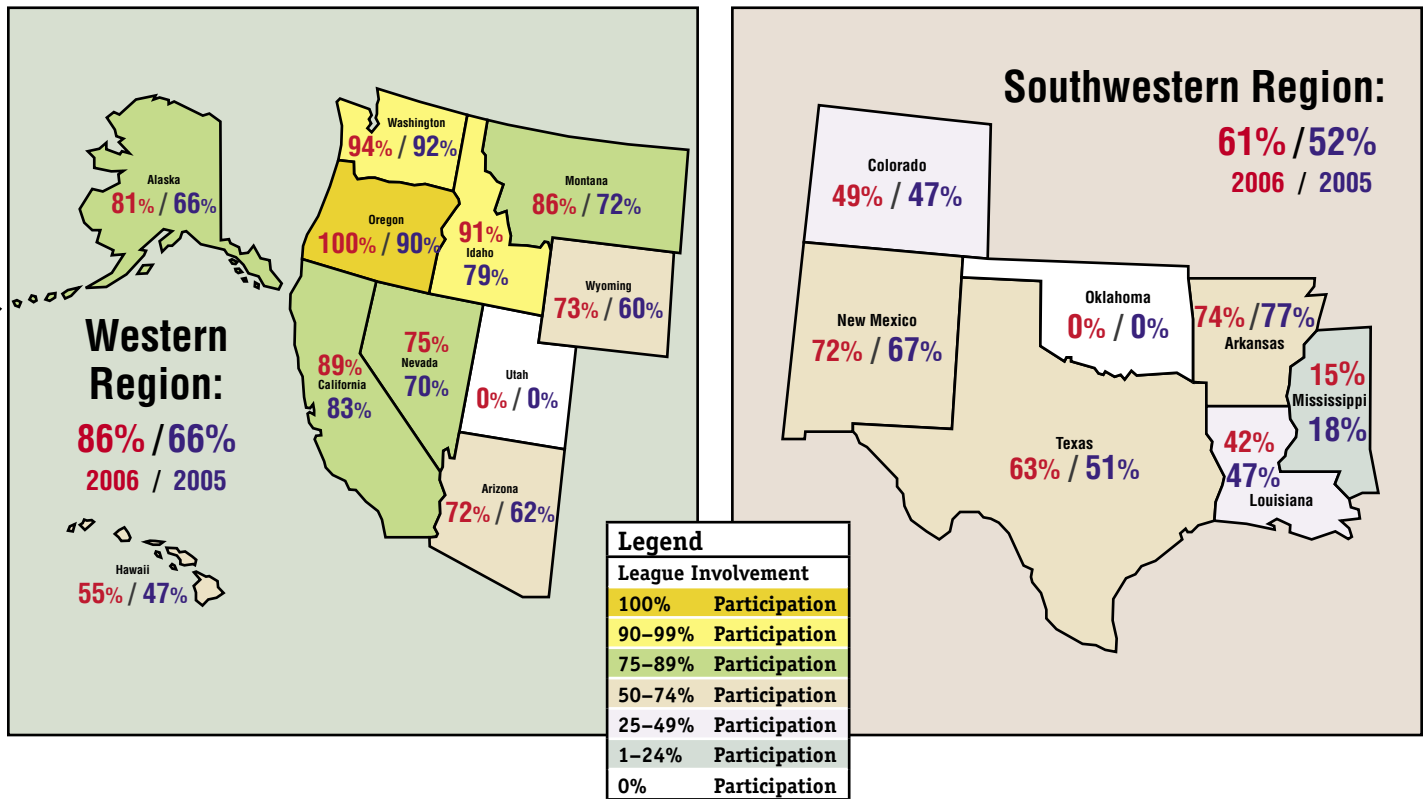
Western Region

Dis. No.	Administrator Name	2004 %	2005 %	2006 %
ALASKA				
1	David Gemmell	80	80	78
2	Duane Bell	57	57	100
3	Carroll Barber	0	0	0
ARIZONA				
1	Kevin Mullaney	18	35	47
2	David Eaton	33	52	66
3	Mark Lane	94	100	100
4	Ray Barney	46	27	20
5	Gene Biernat	93	93	100
6	Irwin Altman	60	66	77
7	Chester Petrosky	71	68	77
8	Butch Hammett	0	20	9
9	Terry Cridland	100	90	100
10	Bob Sanders	78	100	100
11	Eugene Porto	0	0	14
12	Darlene Biernat	44	63	100
13	Joe Diaz	38	33	66
14	Chester Petrosky			91
CALIFORNIA				
1	Tim Benton	54	41	58
2	Tom McKinney	92	75	100
3	Ned White	92	100	100
4	Ernie Lewis	100	100	100
5	Norman Fuller	100	100	93
6	Mark Garrett	100	100	100
7	Craig Johnson	100	100	100
8	Cindy Oliver	100	100	100
9	Larry Deaton	7	21	30
10	Bob Berry	0	0	6
11	Richard Gold	100	100	100
12	Jenice Condie	100	91	100
13	Antonio Hernandez	18	18	82
14	Reggie Torres	100	100	100
15	Ronald Severud	55	54	45
16	David Ritchie	88	100	86
17	Rick Caldwell	8	100	100
18	Milan Mrakich	13	93	100
19	Lupe Galaz	0	15	33
20	Don Brady	70	80	90
21	Gary Mendoza	100	88	100
22	Tony Ojeda	29	28	43
23	Pete Moreno	100	85	80
24	Chris White	100	100	100
25	Marty Hoy	27	67	100
26	Brenda Carlson	78	50	100
27	Jimmie Timms	67	70	70
28	Terrie Lea Colvin	100	100	100
29	Tom Mandella	100	100	100
30	Denny Curran	100	100	100
31	Larry Burch	71	77	78
32	Lisa Lapage	100	100	100
33	Clay Berry	100	100	100
34	Barry Lowry	25	12	75
35	Donald Goodman	100	100	100
36	Dennis Drag	80	90	80
37	Jerry Flory	100	100	100
38	Bob McKittrick	100	100	100
39	Richard Young	58	66	66
40	Domenic Iadevaia	100	100	100
41	Brian Fitzgerald	94	88	100
42	Charlie Martinez	100	100	100
43	Debbie Morgan	100	91	100
44	Felix Balga	100	100	100
45	Mike Debone	92	100	100
46	Dennis Peck	100	92	91
47	Todd Stewart	56	87	100
48	Pat Keena	20	20	20
49	Greg Hobbs	67	81	100
50	Larry Haagensen	29	42	42
51	Jeff Ahrens	89	94	100
52	John Christensen	71	100	100
53	Jim Spering	100	100	100
54	Bob Fogle	100	100	100
55	Tamara Lindner	100	100	100
56	Angelo Occhipinti	46	72	63
57	David Wetmore	100	100	100
58	Howard Reeves	0	100	85
59	Richard Schoonover	91	100	100
60	Jose Medina	57	42	66
61	Darrel Harlan	60	80	100
62	Mark Groh	89	100	100
63	Francine Mackey	36	100	100
64	Michael Pappa	100	91	100
65	Paula Lyon	44	55	55
66	Rolland Slade	100	90	88
67	Susan Goulding	100	100	100
68	Ezio Petrella		100	100
HAWAII				
1	Robert Kawamoto	33	66	50
3	Naomi Campbell	20	0	33
4	Calvin Unoki	44	33	43
6	Mary Ciacci	16	83	100
7	Betty Nago	100	100	100
8	Mike Victorino	0	0	0
IDAHO				
1	Will Neal	54	76	83
23	Dave Grieser	80	81	100
MONTANA				
1	Merle Peifer	75	84	84
2	Renny Malach	71	86	86
NEVADA				
1	Mary Ann Redinbaugh	64	100	100
2	Robert Fleming	73	90	91
3	Sam Sandoval	6	18	31
4	Michael Aker	30	90	90
OREGON				
1	Regina Strickland	71	100	100
2	Georgia Herr	100	100	100
3	David Hicks	42	46	100
4	Gary Rowell	94	100	100
5	Phyllis Kosanke	92	100	100
6	Kim Nelson	70	55	100
7	Debbie Bedell	100	100	100
8	Gary Gentry	100	100	100
9	Raleen Hockenberry	100	100	100
UTAH				
1	Donald Oswald	9	0	0
WASHINGTON				
1	Tony Monfiletto	100	100	94
2	Arthur Mikelsen	100	80	100
3	Glen Dickason	90	100	100
4	Mike Ray	89	100	100
5	Scott Richard	64	81	79
6	Kirk Miller	100	91	100
7	Duwayne Young	100	100	85
8	Gary Newsome	100	100	100
9	John Chadwick	93	93	100
10	Jim Chavez	100	100	100
11	Paul Williams	82	100	100
12	Mel Haas		64	63
WYOMING				
1	William Sedlacek	40	60	71

* Indicates new District Administrator in 2006.

Southwestern Region sees 61%

Participation in Submitting Safety Plans in 2006 / 2005



Southwestern Region

Dis. No.	Administrator Name	2004 %	2005 %	2006 %
ARKANSAS				
1	Mike Boroughs	13	42	33
3	Travis Young	75	100	88
4	Jeff Smallmon Sr.	100	100	100
COLORADO				
1	Larry Mason	50	50	67
2	David Penney	27	33	26
3	Lisa Burke	12	12	12
5	Mike Sedillos	100	100	100
LOUISIANA				
1	Val Domingue	89	87	100
2	Dennis Stephens	20	40	40
3	Wayne Ryan	11	0	0
4	Hugh Lemoine Jr.	12	62	42
5	Brent Shuff	0	60	33
6	Dick Allen	0	40	33
MISSISSIPPI				
1	Clif Marshall	0	0	20
2	Norman Mailles	36	30	13
NEW MEXICO				
1	Francisco Guerra	50	75	75
2	Troy Grant	0	37	50

3	Norman Kia	0	100	100
4	Johnny Sisneros	57	50	37
5	Camilla Serrano	86	100	83
6	John Hice	33	22	67
7	Jim Cook	100	60	20
8	James Kalas	90	90	100
9	Grace Estrada	87	100	
OKLAHOMA				
1	Pat Locke	16	0	0
TEXAS				
1	Tracy Poole	12	6	31
2	Robin Roberts	56	46	67
3	Larry Brown	0	15	8
4	A J Turner	50	56	56
5	Mike Perry	47	85	83
6	Morris Stone	75	54	70
7	Charles Buckner	100	100	88
8	Michael Lucky	27	7	31
9	Gary Mccully	43	23	25
11	Ricky Duncum	20	20	20
12	Charles Boykin	100	100	100
13	Jerrell Weir	100	100	100
14	Tom Pettus	89	94	100

15	Ferris Maness	100	100	100
16	Charlie Fox	25	75	93
17	Kirby Cardenas	7	15	23
18	Gary Pate	13	38	60
19	Richard Buckelew	100	100	100
20	Eddie Hernandez	16	20	0
21	Barbara Lestourgeon	40	50	50
22	Ray Mooney	92	76	100
23	Sylvester Peterson	71	86	100
24	Mario Sais	40	53	67
25	Claude Williams	10	30	50
26	Duane Durst	56	33	100
27	Frank Cavazos	0	73	53
28	R B Hunt	100	100	100
29	Olan McBroom	18	16	88
30	Norman Knudsen	71	85	100
31	Joe Patterson	13	6	13
32	Melvin King	100	100	100
33	Hardy Nevill	40	47	46
34	Javier Lozano	0	0	0
35	Gerald McCrary	0	0	0
36	Frank Montes	0	0	0
37	Jean Everett	14	25	

* Indicates new District Administrator in 2006.

2007 Safety Officer Manual Posted

What's Inside

1 Leagues Honored!
Winners honored at World Series for their safety efforts

2 Take a Tip
Helpful tips from league with best safety plan in 2006

3-7 Regional Levels
Districts' league ASAP participation levels

8 Common Sense
Advice from your 2006 safety plans

The new 2007 Safety Officer Manual on CD has been posted on Little League's website at <http://www.littleleague.org/programs/asap> and may be downloaded now. The printed pieces and CD of all materials will follow later to all registered safety officers by US mail. Please make sure your league president has listed you as the safety officer for your league for 2007, and the information will come directly to you.

The only change in eligibility requirements for a qualified safety program in 2007 is for ALL leagues to conduct a nationwide check of Sex Offender Registries

(SOR) on applicable volunteers. The new requirement is that at a minimum leagues use the Department of Justice's free website (<http://www.nsopr.gov>) to check all states' sex offender registries. This more comprehensive check will replace just checking your own state's SOR as was the requirement last year. Your league may still do a more advanced and thorough criminal background check for other crimes that might be considered as reasons for your league to decline to allow a person to serve as a volunteer, such as through ChoicePoint (formerly Rapsheets.com).

PO Box 3485 / 539 US Rt. 15 Hwy
Williamsport, PA 17701
ASAP News is a service of
Little League Baseball®
and Softball
facilitated and published by
Musco Lighting
P.O. Box 808
Oskaloosa, Iowa 52577
© October 2006,
Little League®
and Musco Lighting™
**24 Hour Hotline:
800/811-7443**
Fax: 641/672-1996
E-mail: asap@musco.com
All materials in the ASAP
News may be reprinted by
chartered Little Leagues
without prior permission.



Non-Profit Org.
U.S. Postage
PAID
Williamsport, PA
Permit No. 90