



Continuing the Little League tradition of making it "safer for the kids."

EMTP Course Returns

Be Prepared for Accidents



Free course teaches coaches to handle crisis situation

What's the prescription for reducing injuries next year? Schedule a first aid seminar for your coaches now.

Free First Aid Clinic Available

The "Prevention and Emergency Management of Little League Baseball and Softball Injuries" course is being offered for the twelfth year, and is provided **free** to leagues who request it. Over 350,000 coaches and managers have taken the Emergency Management Training Program course to date. The results have been great.

"This training program is one of the most important efforts we've undertaken," stated Elmer J. Lehotsky, director of adult education. "Parents expect managers and coaches to be trained to handle emergency situations."

The American Orthopaedic Society for Sports Medicine produced the course and has instructors who will come to your league to present it. The time varies with each class, as much of the training is question and answer, but the average class will probably last three hours.

Who should take it?

All new coaches, managers and those coaches and managers who haven't taken the course in the last three years should attend. The physicians presenting this course will have the most up-to-date techniques available; many improvements have occurred in the last three years, so coaches and managers who have not taken the course for several years should take it as a refresher.

The course is offered Oct. 15, 2000 — May 30, 2001.

However, the training is not held Dec. 10 through the first week of January due to the holidays.

Course materials contain:

- student textbook;
- set of study questions;
- step-by-step instructor's manual;
- course critique sheets;
- and acknowledgment cards of completion.



The course covers the 12 most common injuries and their management; the student textbook provides materials which should be read prior to attending the class, and the study questions are for use during the training session.

This course builds beyond the basics of first aid and CPR training, for the best background to help prevent injuries and deal with them if they happen.

How do I get started?

Contact your District Administrator for a list of instructors. You and your DA can then schedule the training. The training is free and the instructors are volunteers.

The local league will need to provide a meeting place. *First, contact your DA.* He may be able to schedule several leagues' training clinics at once to make the best use of the volunteer physician's time. Inside this edition is the reservation card for ordering materials to get a jump start on scheduling training. Return the card inside to LLB Headquarters on how many will be attending as soon as possible. Check the return card's list to find an AOSSM delegate who can locate the instructor in your area.

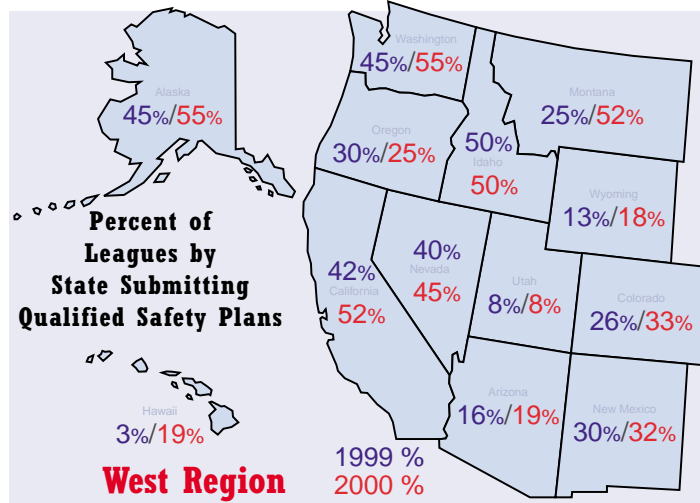
West leads U.S. in safety planning

(Want to know who had the best participation of each district? Following are the breakdowns for all four of the regions.)

The West Region lead everyone again in 2000, with 44 percent of all leagues turning in qualified safety plans. What a great effort!

The region took home over \$121,000 through the accident insurance credit. However, the region could have earned over \$284,000, if all leagues had taken part.

The following district administrators worked with their leagues to accomplish this goal.



1999	2000	1999	2000
5	Norman Fuller	19	60
6	John Vierra	25	13
7	Harvey Wood	25	60
8	Sue Lamb	14	17
9	Larry Deaton	6	6
10	Bob Berry	5	5
11	William Carter	100	100
12	Pat Patterson	30	100
13	Earl Stone	9	27
14	Reggie Torres	63	100
15	Ronney Hagele	33	17
16	David E. Ritchie	29	0
17	Wayne Pulley	14	0
18	Milan Mrakich	6	6
19	Robert Miller	0	23
20	Steven Fellman	38	31
21	Roger Birdsall	37	53
22	Joe Duran	13	13
23	Frank Corsaro	43	33
24	Jack Decker	100	100
25	Marcel VanGerwen	9	18
26	Brenda Carlson	10	0
27	Jimmie Timms	30	60
28	Cheryl Lyons	88	94
29	Tom Mandella	100	94
30	Denny Curran	38	50
31	Larry Burch	40	80
32	James Gerstenslager	92	77
33	Patti Bice	18	100
34	Dan Wells	40	10
35	Donald Goodman	42	100
36	Dennis John Drag	50	60
37	Jerry Flory	79	100
38	Bob McKittrick	18	58
39	Norm Hernandez	42	25
40	Bob Smith	31	62
41	Brian Fitzgerald	29	29
42	Charlie Martinez	79	100
43	Chas. Wilkinson Sr.	100	100
44	Felix Balga	21	93
45	Mike Debone	25	33
46	Larry Smith	92	77
47	Dale Gorman	53	73
48	Bill Estes	0	0
49	Sue Langelier	7	27
50	Larry Haagensen	0	13
51	Jeff Ahrens	11	33
52	Jack Matthews	12	24
53	Russ Stringer	81	94
54	Bob Fogle	100	93
55	Richard Gilleland	95	100
56	Angelo Occhippinti	27	27
57	Alex Yawornisky	38	38
58	Howard Reeves	14	13
59	Richard Schoonover	100	83
60	Dan Alarcon	43	25
61	Don McCostlin	9	18
62	Donald Beichley	63	50
63	Francine Mackey	50	10
64	Michael Pappa	55	55
65	Paula Lyon	10	10
Colorado 26 33			
1	Larry Mason	29	29
2	Dennis Walker	33	23
3	Susan Anderson	14	38
5	Mike Sedillos	25	50
Hawaii 3 19			
1	Robert Kawamoto	0	50
3	Eddie Espiritu	0	0
4	Calvin Unoki	0	0
6	Mary Ciacci	20	0

7	Betty Nago	0	60
8	Mike Victorino	0	0

Idaho 50 50			
1	Will Neal	36	42
2	Kathryn Mooney	62	58

Montana 25 52			
1	Clarke Rice	38	100
2	Renny Malach	16	21

Nevada 40 45			
1	MaryAnn Redinbaugh	64	64
2	Robert Fleming	33	50
3	Sherri McCarty	12	6
4	Michael Aker	50	80

New Mexico 30 32			
1	Clifford Garley	0	44
2	Sterling Grant	11	0
3	Don Clark	25	0
4	Charles Fulgenzi	0	0
5	Camilla Serrano	57	64
6	John Hice	0	0
7	Jay Farris	100	60
8	James Kalas	64	64
9	Sam Gomez	0	0

Oregon 30 25			
1	Sandi Berg	27	27
2	Anthony Mongelli	50	57
3	John Timmons	17	8
4	Jack Duncan	19	19
5	Dave Cunningham	8	25
6	Jim Shine	50	10
7	Cheryl Bergman	29	7
8	Monty Price	33	44

Utah 8 8			
1	Walker Melling	8	8

Washington 44 55			
1	Tony Monfiletto	75	94
2	Arthur Mikelsen	33	69
3	Glen Dickason	9	36
4	Penny Morris	12	5
5	Melvin Haas	50	38
6	Don Pratt	0	0
7	Duwayne Young	44	67
8	Gary Newsome	20	100
9	John Chadwick	71	50
10	Jim Chavez	100	100
11	Paul Williams	40	9

Wyoming 13 18			
1	Peggi Farmer	13	18

West Region

Dis. No.	Administrator Name	1999 %	2000 %
----------	--------------------	--------	--------

Alaska 45 55			
1	Jim Heisel	68	74
2	Duane Bell	17	33
3	Carroll Barber	0	17

Arizona 16 19			
1	Bill Elzey	13	6
2	Brad Nelson	6	0
3	Nancie Lane	22	28
4	Ray Barney	0	0
5	Gene Biernat	38	50
6	Mike Kayes	68	82
7	Chester Petrosky	17	0
8	Butch Hammett	0	0
9	Terry Cridland	0	50
10	Caleb Coggins	0	0
11	Danny Diaz	0	0
12	Sheila Reinhardt	7	0

California 42 52			
1	Tim Benton	36	71
2	Tom McKinney	64	27
3	Sherri Ott	0	0
4	Ernie Lewis	56	75

South shows strong commitment

Legend

League Involvement:

90-100% Participation

75-89% Participation

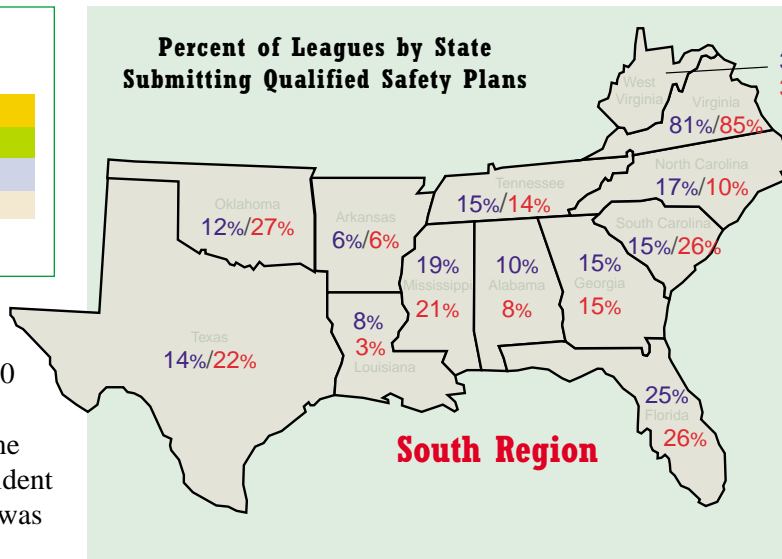
50-74% Participation

25-49% Participation

0-24% Participation

In 2000, the South Region's safety participation jumped almost 10 percent, to 29 percent.

The region took home roughly \$75,000 in accident insurance credits. That was a great effort! But the region had a total of \$254,000 which they could have earned if all leagues had participated in ASAP.



South Region

Dis. No.	Administrator Name	1999 %	2000 %
----------	--------------------	--------	--------

Alabama 10 8			
1	Clarence Stancil	0	0
3	Jonny Smith	11	0
4	Tracy Milam	30	22
5	Fred Taylor	0	0
6	Gary Scales	0	0
7	Kerry Keller	0	17
8	Tony Hughes	8	8

Arkansas 6 6			
1	Doyle Collie	0	0
2	Roy Lovell	0	0
3	Travis Young	17	11
4	Gregg Cooper	0	25

Florida 25 26			
1	Sandy Fleeman	18	17
2	Ron Jernick	52	73
3	Louis Emery	6	0
4	Larry Linton	28	30
5	Larry Smith	15	23
6	Ruben Cuesta	0	0
7	Jerry Cheeseman	23	23
8	Jeffrey Werner	0	0
9	Mert Leeman	14	64
10	Dennis Duke	41	25

11	Jack Leonard	40	36
12	Bob Gibson	39	22
13	Darrel Cann	25	13
14	Chip Ford	19	14
15	Jerry Lowe	17	6
16	Kurt Rohde	15	15
17	Dewey Hudman	53	65
18	James Klein	7	15
19	David Viers	0	10
20	Paul Cozzie	60	20
21	Larry Naville	44	44

Georgia 15 15			
1	Thomas Gooch	0	0
2	Randy Williams	0	0
3	Ben Ancrum	0	0
4	Linda North	0	0
5	B.L. Clark	8	7
6	Ralph Herndon	0	0
7	Jimmy Fortson	50	80
8	Bernard Ashley	30	20
9	Margie Grigereit	17	33
10	M. John Wilson	0	0

Louisiana 8 3			
1	Val Dominique	0	0
2	Ronald Mayeux	33	10
3	Troy Brewster	0	0
4	Larry Sharrah	0	0

Mississippi 19 21			
1	Cliff Marshall	0	0
2	Tommy Moon	30	30

North Carolina 17 10			
1	Jeffery Cash	44	33

2	George Groce	28	12
3	Bob Parnell	5	6
4	Terry Lee Giles	13	0
5	J.C. Hyatt Jr.	16	16
6	Joseph Zema	0	0
7	Joe Cook	8	0

Oklahoma 12 27			
2	Pat Locke	12	27

South Carolina 15 26			
1	Forest Thomas	0	0
2	Douglas Brooks	19	73
3	Scott Padgett	27	36
4	Jennifer McCarthy	--	0

Tennessee 15 14			
1	Tommy Hatchett	6	7
2	Ray Eidson	5	0
3	Bobby White	17	17
4	Jim Lindsey	0	0
5	Philip Winters	31	38
6	Mike Cox	7	15
7	Robert Douglas Jr.	7	0
8	Aaron Miller	33	9
9	Don Evans	45	50

Texas 14 22			
1	Larry Dunnam	0	0
2	Robin Roberts	7	10
3	Steve Jumper	8	4
4	Mike Sanders	13	17
5	Greg Akin	0	38
6	Jim Frazier	13	18
7	Charles Buckner	11	17
8	Mike Henderson	10	0

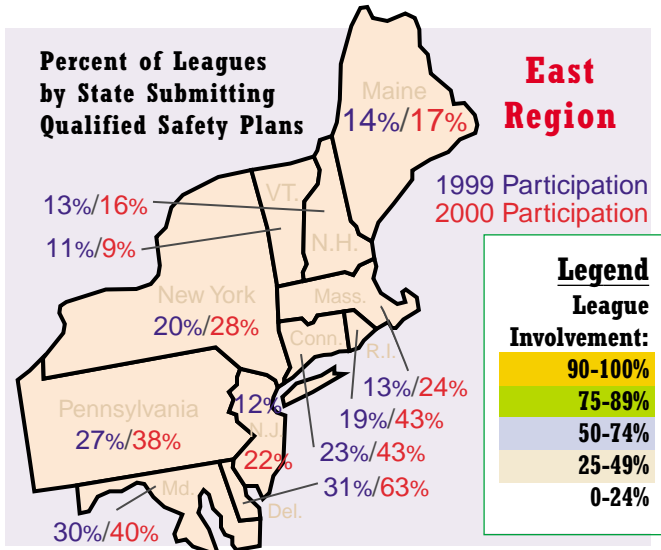
9	Leon McCloney	13	24
10	Jesse Stephens	10	0
11	David Heater	80	10
12	Charles Boykin	40	100
13	Jerrell Weir	42	100
14	Billy Kimbrough	26	53
15	Ferris Maness	22	75
16	Charlie Fox	0	41
17	Kirby Cardenas	15	8
18	Delmar Pettigrew	12	8
19	Richard Buckelew	21	100
20	Jesse Barrera	13	0
21	Barbara Lesturgeon	18	18
22	Ray Mooney	0	10
23	Sylvester Peterson	22	0
24	Roy Turner	0	0
25	Doyle Davis	0	0
26	Duane Durst	0	0
27	Frank Cavazos	7	21
28	Robert Shingleton	100	100
29	Olan McBroom	6	12
30	Norm Knudsen	14	0
31	Joe Patterson	6	6
32	Melvin King	25	25
33	Nora Morris	10	10
34	Tony Cruz	0	0
35	Gerald McCrary	13	0

Virginia 81 85			
1	Bill Hill	100	100
2	Bobby Tuggle	100	100
3	Charles Rhodes	70	62
4	Michael Pobat	100	100
5	Gail Turner	56	94
6	C.M. Cuthriell	40	50
7	Joseph Phillips	100	94
8	Jake Hardison	100	100
9	Lowell Easterly	100	100
10	Preston Pierce	93	100
11	Robert Huff	100	100
12	James McFadyen	63	60
13	Donald Baker	20	90
14	Jimmie Straley	90	91
15	John Mitchell Jr.	50	27

West Virginia 38 39			
1	Bill McGinnis	0	0
2	J.B. Growe Jr.	5	5
3	Kenneth Shock	8	17
4	Paul Flanagan	43	45
5	Donna Haynes	53	54
6	James Wasson Jr.	100	100
7	Max Flinn	20	40
8	Roby Armstrong	100	100

Safety planning gaining steam

The East Region improved to 30 percent of all leagues turning in safety plans. The region earned roughly \$86,000 through the player accident insurance credit. Although that was a great effort, the region had a total of \$271,000 which they could have earned had all leagues submitted qualified safety plans.



East Region

Dis. Administrator 1999 2000
No. Name % %

Connecticut 23 43

1 Scott Miller	38	56
2 Lou Bleggi	6	7
3 Wendle Stiber	18	50
4 David Ruotolo	23	93
5 Robert Watson	32	39
6 Ron Fairwood	31	6
7 Bill Howard	33	27
8 Peter Preli	24	29
9 David Bragg	24	65
10 Roger Nadeau	13	88
11 Dan Haggerty	13	13

Delaware 31 63

1 Evelyn Deakins	25	88
2 Robert Clevenger	7	21
3 Martin Donovan	70	100

Maine 14 17

2 Dana Verge	13	13
3 Robert Stevenson	9	23
4 Linda Bowles	12	18
5 Roland Lachance	23	23
6 Jeddy Levasseur	16	6

Maryland 30 40

1 Debra Everts	59	88
2 Gregg Quedewit	40	40
3 Larry Kinney	0	13
4 Richard Miller	29	62
5 Martin Thompson	33	50
6 Keith Christopher	30	20
7 Frank Gill	13	6
8 James Robinson	18	27

Massachusetts 13 24

1 Donald Gleason	0	0
2 Cliff Zundell	9	0
3 Bruce Spring	13	43
4 Douglas Hannam	16	100
5 Dave Obuchowski	6	44
6 Joseph Saravo	21	14
7 Robert Stearns	24	10
8 Donald Whitman	10	14
9 Edward Greatorex	0	0
10 Paul McLaughlin	0	0
11 Phil Albert	8	8
12 Fred Caruso	17	22
13 George Berardi	38	38
14 John Conway	5	5
15 Stanley Brown	5	11
16 Alice O'Neil	14	14

New Hampshire 13 16

1 Donald Kirkland	11	19
2 William Canning	20	9

New Jersey 12 22

1 Nick Solowey	18	59
2 Mike Basile	13	38
3 Tom McCarville	14	14
4 Cesare Papetti	8	13
5 Steve Petricca	14	21
6 Mike Debartolo	9	9
7 Carmine Conti	0	0
8 Rich Franco	10	10
9 Lew Satulsky	7	15
10 Gary Giackette	25	33
11 Anthony Richardson	0	93
12 David Koehler	5	15
13 John Mead	20	15

14 Jerry Murphy 12 33

15 Taylor Bell	15	20
16 Richard Feldman	13	6
17 Chas. Fortenbacker	9	16
18 Michael Hreniuk	33	20
19 Buddy Coates	6	19
20 Chris Margolin	13	6
21 Joe Romanelli	0	0

New York 20 28

1 Ronald Antholzner	44	44
2 Ben Cerrie	18	45
3 Karen Cramer	18	18
4 Ken Kampff	56	44
5 Ross Mayo	0	20
6 Joseph Pelych	7	0
7 Chris Kenderes	27	20
8 Dan Cavallo	15	29
9 Will'm Tagliaferri	8	17
10 Mike Mahoney	11	0
11 Robert Davis	7	13
12 Charles Fitzpatrick	5	19
13 Leonard Ricchiuti	42	33
14 Paul Nash	13	31
15 Guy Madsen	53	60
16 Nick Gantner	20	30
17 Dom Letterii	38	86
18 Joe Sagaria	38	69
19 Dan Dulude	27	40
20 Al Tarcinale	4	14
21 Robert Rizzo	0	0
22 Bob Gerbasi	15	0
23 James Nolan	12	6
24 William Panzella	27	50
25 Ed Cohen	9	0

26 Dominic Abbietello	0	0
27 Harold Weissman	13	7
28 Al D'Elia	0	0
29 John Bocuzzza	13	0
30 Jack Leddy	8	8
31 Edward Felsch	38	25
32 Steven Neithardt	7	100
33 Peter Pennelle	NA	15
34 Joan Bosinius	42	35
35 Carol Kollmer	9	64
36 Paul Guido	33	21
37 Dan Salmon	9	0

Pennsylvania 27 38

1 Mark Wright	18	13
2 Walter Strosser	19	81
4 Dana Stell	20	12
5 Geo. Baughman	38	31
7 John Rupp Sr.	17	8
9 Jim Day	14	0
10 Glen Fiebig	29	12
11 Barbara Holovka	7	13
12 Scott Leinbach	0	82
13 Elizabeth Reynolds	33	33
14 Joe Wendler	29	40
15 William Serfass	28	33
16 Fred Desanto	31	19
17 Michael Serino	24	97
18 George Zellers Jr.	11	21
19 Duke Nasino	43	46
20 Randy Raab	6	31
21 Gary Minster	18	9
22 Earle Mercadante	29	33
23 Tony Marra	80	71
24 Charles Roberts	11	10
25 Robert Anderson	27	18
26 Robert Bates	61	59
27 Van Scott	13	80
28 David Gallagher	91	92
29 Bernard Kozen	15	23
30 Jim McDonald	0	7

Rhode Island 19 43

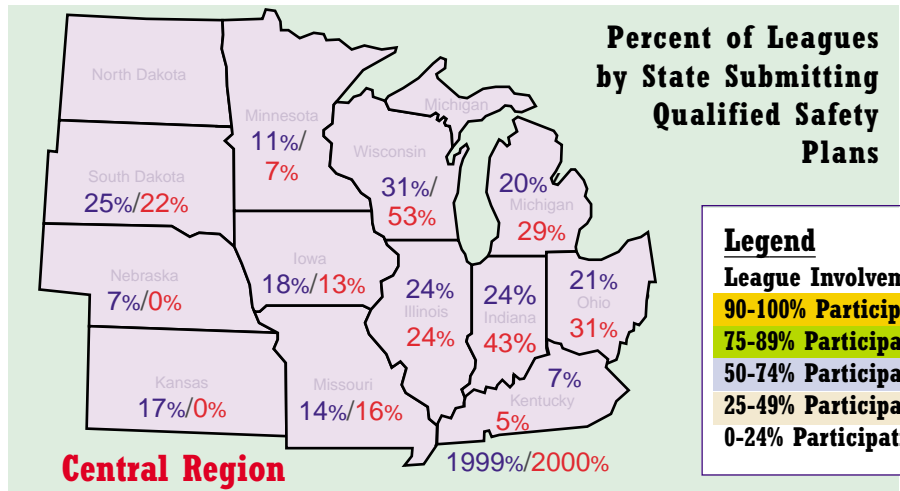
1 Stephen Iafrate	19	19
2 Ed Nascimento	11	6
3 Mary Lindemann	38	63
4 Leo Sylvestre Jr.	8	100

Vermont 11 9

1 Ken Jedrzejewski	7	13
2 Richard Bevis	17	18
3 Michael Bouleric	17	8
4 Bob Belida	7	0

Safety plans: A growing priority

The Central Region showed improvement in 2000, moving over one in four leagues, with 26 percent total participation. The total amount earned in accident insurance incentives was about \$41,000. While the Central Region improved over 1999, they had \$136,000 total to claim, if every league had turned in a qualified safety plan.



Central Region

Dis. No.	Administrator Name	1999 %	2000 %
Illinois 24 24			
1	David Staver	0	0
2	Dave Lohr	0	0
3	Jim Smith	0	14
4	Pete Simpson	0	0
5	Edward Handley	0	0
6	Ron Batenich	0	0
7	Larry Wedryk	0	0
8	Terry Kenny	17	20
9	Nicholas Gianacakos	23	46
10	Joseph McMillan	0	8
11	Linda Sanfilippo	61	72
13	Mary Ann Gunderson	59	62
15	Edwin Plys	25	0
16	Mary Dunham	14	7
17	Jerry Peacock	19	20
18	Carol Meredith	42	60
19	Pam Medema	22	18
20	Jim McVey	31	29
Indiana 24 43			
1	Chuck Connors	32	50
2	Paula Grede	45	63
3	John Jonas	9	8
4	Roy Patterson	13	25
5	Shelly Gaither	22	10
6	Garry Brammer	11	0
7	Shirley Ferguson	0	92
8	Mark Commons	14	7
9	Dean Pierson	8	18
10	George Glick	56	88
11	Kevin Weinberg	40	89
12	Mike Weidman	0	20
13	Delmar Hyde	7	7
14	Peg Petko	43	86

Iowa 18 13			
1	Karen Nieland	25	20
2	Jim Fascher	26	10
3	Mark Ballagh	10	5
4	Charles Rupe	25	20
5	Neil Parmenter	0	8
6	Mike Malenosky	20	20
Kansas 17 0			
1	Dick Kreie	40	0
2	Wayne Metcalf	0	0
Kentucky 7 5			
1	John Roll	8	0
2	Mike Schaffer	6	6
3	W.O. Bradley Jr.	0	11
4	Franklin Stivers	0	0
5	Roger Romines Sr.	0	0
6	John Vincent	31	23
7	Arnold Wheeler	6	0
Michigan 20 29			
1	Jerry King	13	19
2	Bud Vanderberg	18	18
3	Bruce Barton	18	32
4	Ken Sutton	0	0
5	Sharon Mayer	17	44
6	Arthur Getz Jr.	9	8
7	Edward Hotchkiss	0	11
8	Ron Houghtaling	0	31
9	John Edgerle	100	100
10	Don Howes	33	33
11	Richard Toyra	0	42
12	Dennis Powell	0	0
13	Richard Nelson	0	0
14	Randy Madison	23	23
15	John Kounelis	7	19
Minnesota 11 7			
1	John Woestehoff	22	6
2	Ken Cooper	0	0
3	John Rudolph	18	18
4	John Petrangelo	0	7
Missouri 14 16			
1	Gary Evans	8	7
2	Jim Hogelin	12	12
3	James Swyers	17	43
4	Gary Kespohl	22	17
Nebraska 4 0			
1	Robert Martin	0	0
2	Francis Hayes	0	0
3	Kay Carson	13	0
Ohio 21 31			
1	Tony Tulino	7	13
2	Gary Williams	33	50
3	Charles Umbaugh	17	25
4	Alan Parnacott	38	36
5	Roger Stillion	0	0
7	Larry Hartge	0	0
8	Mike Hackett	14	7
9	Charles Niles Jr.	22	50
10	Ron Hoag	0	0
11	Glendal Seagraves	21	88
South Dakota 25 22			
1	Eugene McGhan	25	22
Wisconsin 31 53			
1	James Joseph	10	62
2	Lynn Tipton	55	55
3	William Ceccon	13	14
4	Jeff Wolfe	19	25
5	Jacqueline Lecy	0	82
6	Butch Faber	100	87



Little League Baseball, Inc.
P.O. Box 3485
Williamsport, PA 17701

What's Inside

PAGE

1

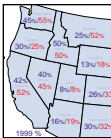
BE PREPARED!
Emergency
preparedness
course offered



PAGE

2

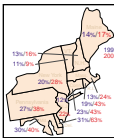
DA REPORT CARD
See how well
your district
participated



PAGE

5

ALL REGIONS
All four regions
covered in state
& district areas



HOTLINE IDEAS

FROM READERS

"We had a new law passed in Oregon pertaining to harassment of sports officials, making it an offense. I've alerted all our members to this law and how it applies to them."

Cheryl Johnson, safety officer
Grant's Pass, Ore., Little League

ASAP Tip: When local area cell phone dealers update their service and offer existing customers new, advanced technology cell phones, i.e. moving from analog to digital service, the old phones can prove a benefit to local leagues. These phones are usually thrown out, but they are still usable communications devices. Ask your local cell dealers if your league can use the phones which have been turned back in for emergency situations. There is no minimum billing, and the phones can still dial 9-1-1 to report an emergency at one of your fields without permanent telephone service.

This safety officer will receive an ASAP cap for calling in safety ideas. What is your league doing to become safer for the kids? Call the ASAP Hotline!

ASAP HOTLINE
24 HOUR TOLL-FREE
800-811-7443

The 2000 Safety Officer Manual
has been delivered! Didn't get it? Visit:
www.littleleague.org/manuals/asap

ASAP News

ASAP News is a service of
Little League Baseball®, Inc.
facilitated and published by
Musco Lighting, Inc.
P.O. Box 808
Oskaloosa, Iowa 52577

© September, 2000, Little League
Baseball and Musco Lighting
Hotline: 800/811-7443
Fax: 641/673-4852
E-mail address: asap@musco.com



Effective Jan. 1, 2001, the ASAP News will only be available on Little League's Web site at:

<http://www.littleleague.org/manuals/asap/newsletters/index.htm>

American Orthopaedic Society for Sports Medicine Council of Delegates

Central Region:

Walter
Badenhausen, MD
Louisville, KY
(502) 587-1236

Thomas Keating, MD
Mount Pleasant, MI
(517) 772-0923

James Carpenter, MD
Ann Arbor, MI
(734) 998-6287

Michael Stuart, MD
Rochester, MN
(507) 284-3462

G. Douglas Ritts, MD
Duluth, MN
(218) 722-5513

Robert A. Shively, MD
St. Louis, MO
(314) 454-2724

Jordan Ginsburg, MD
St. Louis, MO
(314) 878-2128

Brian T. Briggs, MD
Grand Forks, ND
(701) 746-7521

Philip Q. Johnson, MD
Fargo, ND
(701) 237-9712

Mary Lloyd Ireland, MD
Lexington, KY
(606) 268-0268

*Call these delegates to help find the
AOSSM member nearest you.*

David E. Brown, MD
Washington, DC
(202) 833-1147

Michael J. Axe, MD
Newark, DE
(302) 731-9225

Craig D. Morgan, MD
Wilmington, DE
(302) 529-5500

John C. Richmond, MD
Boston, MA
(617) 636-6014

Joseph Sklar, MD
Springfield, MA
(413) 785-4666

Thomas Brandon, MD
Salisbury, MD
(410) 749-4154

Frederick I. Lohr, MD
Chesterton, MD
(410) 778-3445

Paul R. Cain, MD
Auburn, ME
(207) 783-1328

F. Lincoln Avery, MD
Portland, ME
(207) 828-2111

Benjamin Shaffer, MD

East Region:

Edward Collins, Jr., MD
Willimantic, CT
(860) 456-3997

Kenneth M. Find, MD
Washington, DC
(202) 994-4311

John J. O'Connor, MD
Concord, NH
(603) 224-3368

Daniel F. O'Neill, MD
Plymouth, NH
(603) 536-9627

Timothy M. Hosea, MD
New Brunswick, NJ
(732) 545-0711

Merrick Wetzler, MD
Voorhees, NJ
(856) 424-8866

Louis U. Bigliana, MD
New York, NY
(212) 305-0998

Elliott Hershman, MD
New York, NY
(212) 744-8114

Kenneth DeHaven, MD
Rochester, NY
(716) 275-2970

Barton Nisonson, MD
New York, NY
(212) 570-9120

Angelo Colosimo, MD
Cincinnati, OH
(513) 584-7328

Richard Parker, MD
Cleveland, OH
(216) 444-2992

Randall Wroble, MD
Columbus, OH
(614) 461-8174

Christopher Hamer, MD
Pittsburgh, PA
(412) 578-3309

James Bradley, MD
Pittsburgh, PA
(412) 784-5770

Joseph Fitzgerald, MD
Wakefield, RI
(401) 789-1422

Michael Hulstyn, MD
Providence, RI
(401) 457-1530

Robert Johnson, MD
Burlington, VT
(802) 656-3804

Melbourne Boynton, MD
Rutland, VT
(802) 775-2937

**Military
Representatives**

Marlene De Maio, MD
Silver Spring, MD
(202) 782-2860

John Wilckens, MD
Annapolis, MD
(410) 293-1748

League Name: _____

League No.: _____

Date: _____

As Safety Officer of our league, I am confirming:

- we will participate
- we will not participate

in Little League's **Free** Emergency Management Training Program.

We have approximately _____ managers and coaches
who will take part in the Emergency Management Training Program.

League Official



Little League Baseball®, Inc.
P.O. Box 3485
Williamsport, PA 17701

Attention: Insurance Services

American Orthopaedic Society for Sports Medicine Council of Delegates

South Region

Stephen B. Cope, MD
Mobile, AL
(334) 476-6250

John Murphy, MD
Florence, AL
(256) 718-3200

John P. Park, MD
Fayetteville, AR
(501) 521-2752

Kenneth Martin, MD
Little Rock, AR
(501) 227-9994

Danniel Kanell, MD
Fort Lauderdale, FL
(954) 776-7933

John E. Jvijac, MD
Coral Gables, FL
(305) 669-3320

William Carson, MD
Tampa, FL
(813) 874-3006

Kurt E. Jacobson, MD
Columbus, GA
(706) 324-6661

Joseph S. Wilkes, MD
Atlanta, GA
(404) 352-1053

Michael Brunet, MD
New Orleans, LA
(504) 584-3515

Craig Springmeyer, MD
Shreveport, LA
(318) 798-4404

Gene Barrett, MD
Jackson, MS
(601) 354-4488

Russell Linton, MD
Columbus, MS
(601) 328-1012

G Hadley Callaway, MD
Raleigh, NC
(919) 781-5600

David F. Martin, MD
Winston-Salem, NC
(336) 716-4207

Mark Pascale, MD
Oklahoma City, OK
(405) 232-1208

Bradford Boone, MD
Tulsa, OK
(918) 494-9300

Angus McBryde, Jr. MD
Charleston, SC
(843) 792-5373

Robert DaSilva, MD
Columbia, SC
(803) 256-4107

Robert H. Miller, MD
Germantown, TN
(901) 759-3100

O. Thomas Johns, MD
Murfreesboro, TN
(615) 890-4433

Daniel Cooper, MD
Dallas, TX
(214) 220-2468

William Hamilton, MD
Temple, TX
(254) 774-2421

John C. Pearce, MD
Austin, TX
(512) 477-6341

James Bocell, MD
Houston, TX 77030
(713) 790-2954

John Albrigo, MD
Arlington, VA
(703) 892-6500

J. Thomas Hulvey, MD
Abingdon, VA
(540) 628-5141

William R. Post, MD
Morgantown, WV
(304) 293-3909

David A. Stoll, MD
Morgantown, WV
(304) 599-0720

West Region:

James Davidson, MD
Phoenix, AZ
(602) 846-7614

Jon B. Wang, MD
Tucson, AZ
(520) 881-5465

William McMaster, MD
Orange, CA
(714) 633-2111

Richard Ryu, MD
Santa Barbara, CA
(805) 963-2729

James Tibone, MD
Los Angeles, CA
(310) 665-7200

Paul C. Murphy, MD
San Diego, CA
(619) 571-1933

Laura Timmerman, MD
Walnut Creek, CA
(925) 952-4080

Stephen Weber, MD
Sacramento, CA
(916) 733-5010

Andrew Parker, MD
Denver, CO
(303) 321-6600

Mark Purnell, MD

Aspen, CO
(303) 925-4141

Mitchell Seemann, MD
Golden, CO
(303) 233-1233

Gerald Mayfield
Honolulu, HI
(808) 522-3876

Allen Richardson, MD
Honolulu, HI
(808) 536-2261

Kenneth Newhouse, MD
Pocatello, ID
(208) 234-1960

Kirk Lewis, MD
Boise, ID
(208) 336-8250

John D. Campbell, MD
Bozeman, MT
(406) 587-0122

Nick DiGiovine, MD
Butte MT
(406) 782-1286

Jeffery Soldatis, MD
Santa Fe, NM
(505) 424-0200

Daniel Wascher, MD
Albuquerque, NM
(505) 272-6300

Gregory T. Bigler, MD
Las Vegas, NV
(702) 732-3212

Frederick Redfern, MD
Henderson, NV
(702) 456-2400

Malcolm Snider, MD
Salem, OR
(503) 581-5107

Kenneth Singer, MD
Eugene, OR
(541) 485-8111

Mark A. Rosen, MD
Murray, UT
(801) 269-1333

Craig McQueen, MD
Salt Lake City, UT
(801) 261-2232

Gregory Popich, MD
Tacoma, WA
(206) 572-8326

Lance Bringham, MD
Seattle, WA
(206) 292-7550

John Feagin, Jr., MD
Teton Village, WY
(307) 734-0961

Christian Guier, MD
Jackson, WY
(307) 733-9228